


LOMA LINDA UNIVERSITY



FACULTY OF RELIGION

2002 © 2004

The information in this BULLETIN is made as accurate as is possible at the time of publication. Students are responsible for informing themselves of and satisfactorily meeting all requirements pertinent to their relationship with the University. The University reserves the right to make such changes as circumstances demand with reference to admission, registration, tuition and fees, attendance, curriculum requirements, conduct, academic standing, candidacy, and graduation.

BULLETIN OF
LOMA LINDA UNIVERSITY
Volume 91, Number 2, October 30, 2002

Published once a month October 30, 2002;
twice a month November 30, 2002;
twice a month December 30, 2002.

Loma Linda, CA 92350
USPS 0-74-440
LLUPS PS22194

printed on recycled paper



Bulletin of the
Faculty of Religion

2002-2004

This is a two-year BULLETIN,
effective beginning Summer Quarter 2002.

Loma Linda University

Loma Linda, CA 92350

a Seventh-day Adventist health-sciences university

CONTENTS

I

- 7 LOMA LINDA UNIVERSITY**
- 8 University Foundations
- 9 Our Mission
- 11 Nondiscrimination Policy
- 12 Affirmative Action
- 13 The Calendar

II

- 17 FACULTY OF RELIGION**
- 18 Letter from the Dean
- 19 Mission Statement
- 20 General Information
 - ADMISSIONS INFORMATION
 - APPLICATION AND ACCEPTANCE
 - ADMISSION REQUIREMENTS
 - ADMISSION CLASSIFICATIONS
 - FROM MASTER'S TO PH.D. OR PSY.D. DEGREE
- 23 Courses
 - FOUNDATIONAL STUDIES
 - Biblical
 - Theological
 - Historical
 - Mission
 - ETHICAL STUDIES
 - RELATIONAL STUDIES
 - Applied Theology
 - Clinical Ministry
 - Psychology of Religion
 - GENERAL RELIGIOUS STUDIES

III

29 PROGRAMS AND CENTERS

30 Master's Degree Programs

31 MASTER OF ARTS in Biomedical and Clinical Ethics

35 MASTER OF ARTS in Clinical Ministry

39 MASTER OF ARTS in Religion and the Sciences

41 Combined-Degrees Programs

42 MASTER OF ARTS in Biomedical and Clinical Ethics *with*
DOCTOR OF PSYCHOLOGY or DOCTOR OF PHILOSOPHY in Psychology

44 MASTER OF ARTS in Biomedical and Clinical Ethics *with*
DOCTOR OF MEDICINE in Medicine

46 MASTER OF ARTS in Biomedical and Clinical Ethics *with*
MASTER OF SCIENCE in Advanced Practice Nursing

48 MASTER OF ARTS in Biomedical and Clinical Ethics *with*
DOCTOR OF PHILOSOPHY in Social Policy and Social Research

50 MASTER OF ARTS in Clinical Ministry *with*
MASTER OF SCIENCE in Marital and Family Therapy

52 Certificate Programs

52 BIOMEDICAL AND CLINICAL ETHICS

52 CLINICAL MINISTRY

54 Centers

55 CENTER FOR CHRISTIAN BIOETHICS

57 CENTER FOR SPIRITUAL LIFE AND WHOLENESS

IV

61 THE FACULTY

62 Full-Time Faculty

64 Emeritus Faculty

64 Associate Faculty

V

67 THE DIRECTORY

68 Officers of the Board of Trustees

68 Board of Trustees

68 University Administration

69 Accreditation Status

70 Accrediting Agencies

73 The University Libraries

74 Campus and Area Maps and Legends

78 Index

80 To Communicate with LLU Personnel
by Telephone, FAX, Web Site, Mail, or Email



I

LOMA LINDA UNIVERSITY

University Foundations

Our Mission

Nondiscrimination Policy

Affirmative Action

The Calendar

University Foundations

HISTORY

Loma Linda University has grown out of the institution founded at Loma Linda, California, by the Seventh-day Adventist church in 1905. The original schools—Nursing and Medicine—have been joined by Allied Health Professions, Dentistry, Public Health, the Graduate School, and the Faculty of Religion.

The University, operated by the Seventh-day Adventist church, is committed to the vision of its founders and is sustained by its close association with the church.

Loma Linda University is a Seventh-day Adventist coeducational, health-sciences institution located in inland southern California. It is part of the Seventh-day Adventist system of higher education. Professional curricula are offered by the Schools of Allied Health Professions, Dentistry, Public Health, Medicine, and Nursing. Graduate programs in various biomedical sciences are offered by departments of the schools. The professional curricula of the University are approved by their respective professional organizations.

The most current campus census figures (July 1, 2002) indicate that the core of the combined faculties consists of 1,070 full-time teachers. Part-time and voluntary teachers, largely clinicians in the professional curricula, bring the total to 2,484. As of Autumn Quarter 2001, students from 83 countries are represented in the enrollment of 3,403.

PHILOSOPHY

As implied by its motto, “TO MAKE MAN WHOLE,” the University affirms these tenets as central to its view of education:

God is the creator and sustainer of the universe.

Mankind’s fullest development entails a growing understanding of the individual in relation both to God and to society.

The quest for truth and professional expertise, in an environment permeated by religious values, benefits the individual and society and advances the ministry of the Seventh-day Adventist church.

Our Mission

Loma Linda University, a Seventh-day Adventist Christian health-sciences institution, seeks to further the healing and teaching ministry of Jesus Christ “to make man whole” by:

Educating ethical and proficient Christian health professionals and scholars through instruction, example, and the pursuit of truth;

Expanding knowledge through research in the biological, behavioral, physical, and environmental sciences and applying this knowledge to health and disease;

Providing comprehensive, competent, and compassionate health care for the whole person through faculty, students, and alumni.

In harmony with our heritage and global mission:

We encourage personal and professional growth through integrated development of the intellectual, physical, social, and spiritual dimensions of each member of the University community and those we serve.

We promote an environment that reflects and builds respect for the diversity of humanity as ordained by God.

We seek to serve a worldwide community by promoting healthful living, caring for the sick, and sharing the good news of a loving God.

To achieve our mission we are committed to:

OUR STUDENTS

Our primary responsibility is the education of students—who come from diverse ethnic and cultural backgrounds—enabling them to acquire the foundation of knowledge, skills, values, attitudes, and behaviors appropriate for their chosen academic or health care ministry. We nurture their intellectual curiosity. We facilitate their development into active, independent learners. We provide continuing educational opportunities for our alumni and professional peers. We encourage a personal Christian faith that permeates the lives of those we educate.

OUR FACULTY, STAFF, AND ADMINISTRATION

We respect our faculty, staff, and administration who—through education, research, and service—create a stimulating learning environment for our students. They contribute to the development of new understandings in their chosen fields. They demonstrate both Christian values and competence in their scholarship and professions.

OUR PATIENTS AND OTHERS WE SERVE

We provide humanitarian service through people, programs, and facilities. We promote healthful living and respond to the therapeutic and rehabilitative needs of people. We seek to enhance the quality of life for individuals in local, regional, national, and world communities.

OUR GOD AND OUR CHURCH

We believe all persons are called to friendship with a loving God both now and throughout eternity. We support the global mission of the Seventh-day Adventist church by responding to the need for skilled Christian health professionals and scholars. We seek to honor God and to uphold the values of the Seventh-day Adventist church and its commitment to awakening inquiry. We are drawn by love to share the good news of God expressed through the life and gospel of Jesus Christ and to hasten His return.

Nondiscrimination Policy

The University was established by the Seventh-day Adventist church as an integral part of its teaching ministry. It is committed to equal education and employment opportunities for men and women of all races and does not discriminate on the basis of handicap, gender, race, color, or national origin in its educational and admissions policies, financial affairs, employment programs, student life and services, or any University-administered program.

To this end, the University is in compliance with Titles VI and VII of the Civil Rights Act of 1964 as amended, and in substantial compliance with Title IX of the Education Amendments of 1972 (34 CFR 106 et seq.), Sections 503 and 504 of the Rehabilitation Discrimination in Employment Act of 1967, and Section 402 of the Vietnam Era Veterans Adjustment Act of 1974; and does not discriminate against any employees or applicants for employment on the basis of age or because they are disabled veterans or veterans of the Vietnam era. In addition, the University administers student programs without discrimination on the basis of age, except in those programs where age is a bona fide academic qualification for admission in accordance with the provisions of the Age Discrimination Act of 1975.

The University reserves constitutional and statutory rights as a religious institution and employer to give preference to Seventh-day Adventists in admissions and employment, including but not limited to 42 USC Secs. 2000e-1, 2000e-2; Sec. 6-15 of Federal Executive Order 11246; 41 CFR Sec. 60-1.5(5); 20 USC Sec. 1681 (a)(3); 34 CFR Secs. 106.12 (a)(b), 106.21, 106.31, 106.39, 106.40, 106.51, and 106.57; California Government Code Sec. 12926(d)(1); Title II, Division 4, Chapter 2, Sec. 7286.5 of the California Code of Regulations; the First Amendment to the United States Constitution; and Article I, Sec. 4, of the California Constitution. The University believes that Title IX regulations are subject to constitutional guarantees against unreasonable entanglement with or infringements on the religious teachings and practices of the Seventh-day Adventist church. The University expects students and employees to uphold biblical principles of morality and deportment as interpreted by the Seventh-day Adventist church. The University claims exemptions from the provisions of Title IX set forth in 34 CFR Secs. 106.12 (a)(b), 106.21, 106.31, 106.39, 106.40, 106.51, and 106.57.

Affirmative Action

The University routinely monitors its educational and employment practices regarding women, minorities, and the handicapped to ensure compliance with the law and University policy. The University's affirmative action policy is to provide equal access to admissions, educational programs and activities, financial aid, student services, and employment.

In compliance with Title IX of the Educational Amendments of 1972 and Section 504 of the Rehabilitation Act of 1973, a grievance procedure has been established to process student complaints alleging violation of these regulations or of the University's policy of nondiscrimination based on gender or handicap. Inquiries concerning Title IX may be directed to the affirmative action officer. Employment-related discrimination complaints, including those filed by student employees, are processed in conformity with the provisions outlined in existing staff personnel policies. Complaints related to discrimination in academic areas are reviewed in conformity with the procedures established by the academic administration.

The Calendar

2002

JUNE

S	M	T	W	T	F	S
						1
2	3	4	5	6	7	8
9	10	11	12	13	14	15
16	17	18	19	20	21	22
23	24	25	26	27	28	29
30						

MAY 30-JUN 14

17
17
17-JUL 23
17-AUG 30
One week after
course begins
One week after
course begins

SUMMER QUARTER 2002

Registration
Last day to obtain financial clearance
Instruction begins
First five-week summer session
Eleven-week summer session
Last day to enter a course or change from audit to
credit/credit to audit
Last day to withdraw with no record of course regi-
stration on transcript

JULY

S	M	T	W	T	F	S
	1	2	3	4	5	6
7	8	9	10	11	12	13
14	15	16	17	18	19	20
21	22	23	24	25	26	27
28	29	30	31			

4
24-AUG 30

Independence Day recess
Second five-week summer session

AUGUST

S	M	T	W	T	F	S
				1	2	3
4	5	6	7	8	9	10
11	12	13	14	15	16	17
18	19	20	21	22	23	24
25	26	27	28	29	30	31

One week before
course ends
30

Last day to withdraw with W grade or to submit S/U
petition
Summer Quarter ends

SEPTEMBER

S	M	T	W	T	F	S
1	2	3	4	5	6	7
8	9	10	11	12	13	14
15	16	17	18	19	20	21
22	23	24	25	26	27	28
29	30					

2
3
3-20

POST-SUMMER SESSION 2002

Labor Day recess
Instruction begins
Fourteen-day session

3-20
15-OCT 15

AUTUMN QUARTER 2002

Registration for Autumn Quarter
Hispanic Heritage Month
FR faculty colloquium
LLU faculty colloquium
Last day to obtain financial clearance
GS instruction begins
FR instruction begins

OCTOBER

S	M	T	W	T	F	S
		1	2	3	4	5
6	7	8	9	10	11	12
13	14	15	16	17	18	19
20	21	22	23	24	25	26
27	28	29	30	31		

1
3
6
6
7
7-11
8
23

Last day to enter a course or change from audit to
credit/credit to audit
Campus/Chamber of Commerce Connection
Welcome Back party
Healthy Neighborhoods 5K & 10K Race and Norton
Community Celebration
Diversity new student orientation
Fall Week of Devotion
Last day to withdraw with no record of course
registration on transcript
University convocation

The Calendar

2002

NOVEMBER

S M T W T F S

1 2
3 4 5 6 7 8 9
10 11 12 13 14 15 16
17 18 19 20 21 22 23
24 25 26 27 28 29 30

2
15-16
25
27-DEC 1

Bioethics Center Annual Contributors Convocation
Annual BALL/BHPSA student retreat
Last day to withdraw with W grade or to submit S/U
petition
Thanksgiving recess

DECEMBER

S M T W T F S

1 2 3 4 5 6 7
8 9 10 11 12 13 14
15 16 17 18 19 20 21
22 23 24 25 26 27 28
29 30 31

2
2-20
9-13
13
14-JAN 5
17

Instruction resumes
Registration for Winter Quarter
Final examinations
Autumn Quarter ends
Christmas/New Year's recess
Grades due from faculty

2003

JANUARY

S M T W T F S

1 2 3 4
5 6 7 8 9 10 11
12 13 14 15 16 17 18
19 20 21 22 23 24 25
26 27 28 29 30 31

6
6
13-18
14
15
20
21
21-24

WINTER QUARTER 2003

Last day to obtain financial clearance
Instruction begins
Mission Emphasis Week
Last day to enter a course or change from
audit to credit/credit to audit
Martin Luther King, Jr., Day Symposium for Diversity in
Health Care
Martin Luther King, Jr., Day recess
Last day to withdraw with no record of
course registration on transcript
Student Week of Spiritual Emphasis

FEBRUARY

S M T W T F S

1
2 3 4 5 6 7 8
9 10 11 12 13 14 15
16 17 18 19 20 21 22
23 24 25 26 27 28

1-28
17

Black History Month
Presidents' Day recess

The Calendar

2003

MARCH

S	M	T	W	T	F	S
						1
2	3	4	5	6	7	8
9	10	11	12	13	14	15
16	17	18	19	20	21	22
23	24	25	26	27	28	29
30	31					

2- 3
3
3-28
17-21
21
22-30
25
31
31

Annual Bioethics/Spiritual Life Conference
Last day to withdraw with a W grade or to submit S/U petition
Registration for Spring Quarter
Final examinations
Winter Quarter ends
Spring recess
Grades due from faculty
SPRING QUARTER 2003
Last day to obtain financial clearance
Instruction begins

APRIL

S	M	T	W	T	F	S
			1	2	3	4
5	6	7	8	9	10	11
12	13	14	15	16	17	18
19	20	21	22	23	24	25
26	27	28	29	30		

7-11
8
11
15
13-MAY 4

Spring Week of Devotion
Last day to enter a course or change from audit to credit/credit to audit
Association of Latin American Students (ALAS) retreat
Last day to withdraw with no record of course registration on transcript
Fine Arts Festival (entry deadline: April 8)

MAY

S	M	T	W	T	F	S
				1	2	3
4	5	6	7	8	9	10
11	12	13	14	15	16	17
18	19	20	21	22	23	24
25	26	27	28	29	30	31

17
26
27
28-JUN 20


Diversity Consecration Service
Memorial Day recess
Last day to withdraw with a W grade or to submit S/U petition
Registration for Summer Session

JUNE

S	M	T	W	T	F	S
1	2	3	4	5	6	7
8	9	10	11	12	13	14
15	16	17	18	19	20	21
22	23	24	25	26	27	28
29	30					

9-13
13
13
14
15
17
23-JUL 29
23-SEP 5
23

Final examinations
Spring Quarter ends
GS Vesper Service—"Focus on Graduates"
GS Baccalaureate Service
GS Conferring of Degrees
Grades due from faculty
SUMMER QUARTER 2003
First five-week Summer Session
Eleven-week Summer Session
Instruction begins



II

FACULTY OF RELIGION

Letter from the Dean

Mission Statement

General Information

ADMISSIONS INFORMATION

APPLICATION AND ACCEPTANCE

ADMISSION REQUIREMENTS

ADMISSION CLASSIFICATIONS

FROM MASTER'S TO PH.D. OR PSY.D. DEGREE

Courses

FOUNDATIONAL STUDIES

Biblical

Theological

Historical

Mission

ETHICAL STUDIES

RELATIONAL STUDIES

Applied Theology

Clinical Ministry

Psychology of Religion

GENERAL RELIGIOUS STUDIES

The Faculty of Religion is pleased to serve the schools of Loma Linda University by offering a rich variety of courses in religious studies. We hope that this bulletin will help prospective students learn more about the University's religion courses and the faculty members who teach them. We trust that current students and their advisers will find here the information they need to make excellent choices.

This bulletin also contains information about the three graduate programs directed by the Faculty of Religion: the M.A. in Biomedical and Clinical Ethics, the M.A. in Clinical Ministry, and the M.A. in Religion and the Sciences. These programs are attracting a growing number of students from many parts of the world. We hope that readers of this bulletin will share our enthusiasm for these innovative programs. Information and application materials for these graduate programs are available by calling 1/866/558-6270 or emailing us at religionma@rel.llu.edu

On behalf of all my colleagues in the Faculty of Religion, let me invite you to consider the courses and programs described here. We are eager to assist you in making the choices that will enrich your faith, broaden your horizons, and enhance your capacity for Christian service.



Sincerely,



Gerald R. Winslow, Ph.D.
Dean

To communicate with The Faculty of Religion—
Email address: gwinslow@rel.llu.edu
Web site address: <http://www.llu.edu/llu/fr/>

Mission Statement

HISTORY

In the configuration of Loma Linda University as a health-sciences university, the role of religion as integrative in each of the programs of the University is mandated and continuously affirmed by the University administration and the Board of Trustees.

In July of 1990, the Faculty of Religion (originally the School of Religion) was established to assist in this integration.

PHILOSOPHY

As implied by its motto, "TO MAKE MAN WHOLE," the University affirms these tenets as central to its view of education:

- God is the creator and sustainer of the universe.
- Mankind's fullest development entails a growing understanding of the individual in relation to both God and society.
- The quest for truth and professional expertise, in an environment permeated by religious values, benefits the individual and society and advances the ministry of the Seventh-day Adventist church.

MISSION

The Faculty of Religion is committed to the following four tasks as informed by the teachings and practice of the Seventh-day Adventist heritage and mission:

1. To promote Christian wholeness for faculty and students in their personal and professional lives and witness.
2. To provide a religion curriculum with the following emphases:
 - Foundational studies (biblical, theological, historical, and mission).
 - Ethical studies (personal, professional, and social).
 - Relational studies (applied theology, clinical ministry, and psychology of religion).
3. To foster and support research in the foundational, ethical, and relational disciplines.
4. To serve the University, the church, and the larger world community by personal involvement in fostering deeper spirituality, theological integrity, and social justice.

General Information

ADMISSIONS INFORMATION

The program admissions committees of the University intend that an applicant to any of the schools is qualified for the proposed curriculum and is capable of profiting from the educational experience offered by this University. The admissions committees of the Graduate School accomplish this by examining evidence of scholastic competence, moral and ethical standards, and significant qualities of character and personality. Applicants are considered for admission only on the recommendation of the program in which study is desired.

APPLICATION AND ACCEPTANCE

Where to write

Inquiries regarding application and admission should be addressed to:

Office of Admissions
Graduate School
Loma Linda University
Loma Linda, CA 92350

Application procedure

- Two copies of the graduate application should be filled out and mailed, together with the application fee, to the above address. Applications and all supporting information, transcripts, test results, and references should be submitted at least two months before the beginning of the term for which admission is sought. Some programs require applications to be completed by a much earlier date.
- Two complete official transcripts of all academic records from all colleges, universities, and professional or technical schools should be provided. It is the applicant's responsibility to arrange to have the transcripts, including official English translations if applicable, sent directly by the registrar of each school attended to the Graduate School Office of Admissions. Transcripts that come via an intermediary are unacceptable.
- A personal interview is often desirable and should be arranged with the coordinator of the program in which the student wishes to study.

Acceptance procedure

- When the program which the student wishes to enter has evaluated the application and made its recommendation, the dean of the Graduate School takes official action and notifies the applicant. The formal notice of admission should be presented at registration as evidence of eligibility to enter the Graduate School.

- As part of registration, accepted students will be asked to file with Student Health Service a medical history with evidence of certain immunizations:

- Read carefully, complete, and return to the Admissions Office the pre-entrance health requirement form.
- Have immunizations updated as necessary.
- Students residing in the area can have their immunizations updated at Student Health Service (ext. 88700) in the Center for Health Promotion:

MMR—measles (rubeola), mumps,
German measles (rubella)

PPD (TB) skin test

Tetanus/Diphtheria booster

Hepatitis-B vaccine*

Students who know themselves to have had hepatitis-B in the past should employ extra protection when involved in direct patient care and may request a modified curriculum if necessary.

Chickenpox blood test and/or immunization:

If no known history of chickenpox, then student may choose blood test (which may reveal pre-existing immunity) and/or immunization (if no prior immunity).

*The series of three vaccinations can be completed at this University after admission, even if it was begun elsewhere. In order to avoid having a hold placed on the registration packet, students are encouraged to return the documentation forms to the Office of University Records in the provided envelope no later than six weeks prior to the beginning of classes.

For further information, consult the *Student Handbook*, Section V—University Policies: Communicable disease transmission prevention policy.

- Transcripts of records and all other application documents are retained by the University

and may not be withdrawn or used by students for any purpose. Records of students who do not enroll, or who withdraw prior to completion of the Graduate School program, are retained for two years from the date of original acceptance to the program.

ADMISSION REQUIREMENTS

A four-year baccalaureate degree (or its equivalent) from an accredited college or university is a prerequisite for admission to the Graduate School. Transcripts of the applicant's scholastic record should show appropriate preparation, in grades and content, for the curriculum chosen. Since there is some variation in the pattern of undergraduate courses prescribed by different programs, the student should note the specific requirements of the chosen program. Deficiencies may be removed while enrolled; prerequisites must be completed prior to acceptance into the program.

Scholarship

Applicants are expected to present an undergraduate record with a grade point average of B (3.00) or better in the overall program and in the field of the major. Some students with an overall grade point average between 2.50 and 3.00 may be admitted provisionally to graduate standing, provided the grades of the junior and senior years are superior, or there is other evidence of capability.

Graduate Record Examination

Scores on the general test of the Graduate Record Examination (GRE) are required with applications for admission to degree programs. Examination requirements for certificate programs vary, and applicants are advised to request information specific to their proposed program of study. Students may address inquiries about examinations to the Graduate School Office of Admissions, which can provide application forms and information about special administration of examinations on days other than Saturday.

Application forms for the GRE and information as to examination times and places are furnished by Educational Testing Service, 1947 Center Street, Berkeley, CA 94701 (for the West); and Princeton, NJ 08540 (for the East).

When pressure of time makes it impossible to secure the GRE results, students seeking admission who have otherwise above-average achievement may be admitted provisionally, subject to review when the required test results are received. In such cases, test results are to be submitted within the first quarter of attendance. Prior to acceptance, certain programs may require the GRE general test results; while some programs require the subject test. Please check student guides from individual programs for further information.

Reentrance

A student who discontinues studies at the University must meet the entrance requirements effective at the time of reentrance, unless a leave of absence has been granted. Fees are required for reentrance applications, and supplementary documents also may be required.

Change of program or degree

Students who are currently enrolled in the Graduate School may request transfer to a different program or a more advanced degree level by completing an application form and submitting two letters of reference along with the appropriate fee. Transcripts on file with the University are acceptable.

International students

The admission of students from countries other than the United States or Canada is limited to those who meet all requirements for admission, submit official English translations of their transcripts, furnish suitable recommendations from responsible persons, pass the Test of English as a Foreign Language (TOEFL) or the Michigan Test of English Language Proficiency (MTELP) if English is not the student's native language, and give evidence of ability to meet all financial obligations to the University during the course of study.

Inquiry about the time and place of administration of the TOEFL and MTELP tests should be addressed to Educational Testing Service at the addresses noted under the section "Graduate Record Examinations."

Scholarships and assistantships for first-year graduate students from abroad are extremely limited; consequently, applicants should assume that they will need to have financial resources sufficient for a full year's study. A deposit must be made to International Student Services before immigration documents are furnished.

Exchange visitor

The University program for exchange visitors, through the United States Department of State, may be advantageous for international students. Persons entering the United States on an exchange visitor visa (J-1) are subject to the same regulations on study load and work as are F-1 students. In addition they are required to have health insurance for themselves and their families. Further information may be obtained from the University Student Affairs Office.

Visa forms

The student may obtain forms for both the F-1 and J-1 visas from the adviser in the Office of International Student Services after acceptance and after financial arrangements have been made with that office.

Student visa (F-1) eligibility

A graduate student entering the United States on a student visa (F-1) must successfully carry a study load of at least 8 units during each quarter of the academic year. The applicant must be

prepared to provide such advance deposit as is required by Student Finance and must give assurance that additional funds will be forthcoming to meet school expenses. Fellowships and assistantships for international students are limited, and employment is restricted by regulations of the Immigration and Naturalization Service to no more than twenty hours per week.

English competence

All international students (particularly those who do not have an adequate score on TOEFL or MTELP or other evidence of English proficiency) are encouraged to attend an intensive American Language Institute prior to entering their program. Further information about opportunities for such programs can be obtained from the Office of Admissions. Further study of English may be required to assure progress toward the degree.

ADMISSION CLASSIFICATIONS

Applicants are admitted in one of the following classifications. For regular or provisional status, applicants must be approved for acceptance by the program in which they propose to study. Others may be permitted to enroll, subject to availability of facilities, and will be classified as nondegree students.

Regular

Regular status is given to a student who meets the scholarship and examinations requirements for admission to the graduate program of choice, has met all prerequisites, and has no undergraduate deficiencies.

Provisional

Provisional status is given to a student (a) whose scholarship does not reach the level for regular graduate standing but who shows strong promise of success in graduate studies, (b) who has the prerequisites but whose undergraduate preparation is inadequate for the chosen graduate program, or (c) whose admissions documentation is incomplete at the time of notification of acceptance. To continue eligibility for graduate study, a student admitted on provisional status must achieve a grade point average of 3.00 quarter by quarter, with no course grade less than C (2.00).

Nondegree

Nondegree status is given to a student who wishes to enroll in graduate courses for personal or professional benefit but who is not seeking a graduate degree. Such applicants complete a special application form.

Nondegree students in the Graduate School are permitted only 12 units of study for regular grades. Beyond the 12 units, only audit (AU) may be recorded.

Certificate

Students seeking admission to one of the Graduate School's postbaccalaureate or post-master's certificate programs apply in the usual

way for regular or provisional admission but are classified as certificate students.

Auditor

With the consent of the adviser and the instructor of the course, a student in any classification may register to audit a course. The student is required to pay half the regular tuition and agrees to attend at least 80 percent of course lectures.

College senior

A senior with a grade point average of 3.0 or above may request to take a graduate course simultaneously with courses that complete the bachelor's degree requirements if the total does not constitute more than 12 academic units. Registration requires approval of the instructor, the program director or coordinator, and the Graduate School dean.

FROM MASTER'S TO PH.D. OR PSY.D. DEGREE

Bypassing master's

A graduate student at this University may proceed first to a master's degree. If at the time of application the student wishes to qualify for the Doctor of Philosophy degree, this intention should be declared even if the first objective is a master's degree.

If after admission to the master's degree program a student wishes to go on to the doctoral degree, an application form should be submitted, along with letters of reference, to the dean of the Graduate School. If the award of the master's degree is sought, the student will be expected to complete that degree before embarking on doctoral activity for credit. A student who bypasses the master's degree may be permitted, on the recommendation of the guidance committee and with the consent of the dean, to transfer courses and research that have been completed in the appropriate field and are of quality and scope equivalent to that of the doctoral program.

Second master's

A student who wishes to qualify for an additional master's degree in a different discipline may apply. The dean of the Graduate School and the faculty of the program the student wishes to enter will consider such a request on its individual merits.

Concurrent admission

Students may not be admitted to a Graduate School program while admitted to another program at this University or elsewhere. The exceptions to this are the combined-degrees programs, discussed in the Graduate School BULLETIN or in Section III of this BULLETIN under Combined-Degrees Programs.

Courses

FOUNDATIONAL STUDIES

BIBLICAL STUDIES

REL 404 New Testament Writings (2-3)

Interpretation of selected letters and passages of the New Testament, with a view to their theological and practical significance for today.

Additional project required for third unit.

REL 419 Gospel of John (2-3)

Key passages and themes in John, with an exploration of its message for today.

Additional project required for third unit.

REL 424 Biblical Prophets (2-3)

Selected books, passages, and themes in the Old Testament prophets, with an exploration of their theological and practical significance for today.

Additional project required for third unit.

REL 426 Jesus (2-3)

Study of Jesus as healer and teacher, prophet and reformer, Son of God and Savior.

Additional project required for third unit.

REL 428 Gospel of Mark (2-3)

Key passages and themes in Mark, with an exploration of its message for today.

Additional project required for third unit.

REL 429 Gospel of Luke (2-3)

Key passages and themes in Luke, with an exploration of its message for today.

Additional project required for third unit.

REL 439 Gospel of Matthew (2-3)

Key passages and themes in Matthew, with an exploration of its message for today.

Additional project required for third unit.

REL 464 Paul's Message in Romans (2-3)

Chapter-by-chapter interpretation of Paul's most influential letter, in which the good news of God's salvation is applied to the issues of Christian life and community.

Additional project required for third unit.

REL 468 Daniel (2-3)

Nature, purpose, and message of the apocalyptic book of Daniel.

Additional project required for third unit.

REL 469 Revelation (2-3)

Nature, purpose, and message of the apocalyptic book of Revelation.

Additional project required for third unit.

REL 474 Love and Sex in the Bible (2-3)

Study of Scripture on the reality, nature, and challenges of love, both divine and human; and of key biblical passages on the goodness, meaning, and distortions of human sexuality.

Additional project required for third unit.

REL 475 Spirituality and the Contemporary Christian (2-3)

Exploration of the meaning of spirituality in the light of Scripture and Christian thought, and study of practices and disciplines that form and mature an individual's spiritual life.

Additional project required for third unit.

REL 476 The Bible and Ethics (2-3)

Ways in which the Bible and ethics are related. Major ethical themes in biblical teaching.

Additional project required for third unit.

REL 499 Directed Study (1-3)

Prerequisite: Consent of the instructor.

REL 558 Old Testament Thought (3-4)

Introduction to the literature and key theological themes of the Old Testament.

Additional project required for fourth unit.

REL 559 New Testament Thought (3-4)

Introduction to the literature and key theological themes of the New Testament.

Additional project required for fourth unit.

REL 699 Directed Study (1-6)

Prerequisite: Consent of the instructor.

REL 726 Jesus (2)

Study of Jesus as healer and teacher, prophet and reformer, Son of God and Savior.

REL 727 Love and Sex in the Bible (2)

Study of Scripture on the reality, nature, and challenges of love, both divine and human; and of key biblical passages on the goodness, meaning, and distortions of human sexuality.

REL 764 Paul's Message in Romans (2)

Chapter-by-chapter interpretation of Paul's most influential letter, in which the good news of God's salvation is applied to the issues of Christian life and community.

THEOLOGICAL STUDIES

REL 406 Adventist Beliefs and Life (2-3)

Fundamental tenets of Seventh-day Adventist faith and the lifestyle that such faith engenders.

Additional project required for third unit.

REL 415 Philosophy of Religion (2-3)

Philosophical study of religion, including the nature and function of religious language, evidence for the existence of God, the problem of evil, and religious diversity.

Additional project required for third unit.

REL 416 God and Human Suffering (2-3)

Suffering and evil in relation to the creative and redemptive purposes of God for this world.

Additional project required for third unit.

RELF 437 Current Issues in Adventism (2-3)

Selected theological, ethical, and organizational questions of current interest in Adventism, with the goal of preparation for active involvement in the life of the Seventh-day Adventist church. Recommended for students with a Seventh-day Adventist background.

Additional project required for third unit.

RELF 526 Creation and Cosmology (3-4)

Exploration of the similarities and contrasts between biblical and scientific views of the world, with special attention to biblical Creation accounts in their historical context.

Additional project required for fourth unit.

RELF 539 Christian Understanding of God and Humanity (3-4)

Study of the nature and attributes of God, with special emphasis on God's relation to the world; and the essential dynamics of human existence in light of the central biblical motifs of creature, image of God, and sin.

Additional project required for fourth unit.

RELF 557 Theology of Human Suffering (3-4)

Suffering and evil in relation to the creative and redemptive purposes of God for this world. Focus on formation of student's theology of human suffering.

Additional project required for fourth unit.

RELF 615 Seminar in Philosophy of Religion (3-4)

Examination of the concept of God, arguments for the existence of God, the relationship of faith and reason, and the nature of religious language.

Additional project required for fourth unit.

RELF 617 Seminar in Religion and the Sciences (3-4)

Exploration of the interface between religion and the sciences—with attention to the religious origins of modern science, the similarities and contrasts between scientific and religious inquiry, and the particular challenges that the sciences pose for religious belief.

Additional project required for fourth unit.

RELF 706 Adventist Beliefs and Life (2)

Fundamental tenets of Seventh-day Adventist faith, and the lifestyle which such faith engenders.

RELF 707 Medicine, Humanity, and God (2)

Role of the practitioner of medicine as a co-worker with God in the healing of humankind.

RELF 713 Christian Spirituality (2)

Study of Scripture and Christian thought on how a person's spiritual life is formed and matured.

RELF 716 God and Human Suffering (2)

Suffering and evil in relation to the creative and redemptive purposes of God for this world.

RELF 717 Christian Beliefs and Life (2)

Introduction to basic Christian beliefs and life.

PHIL 616 Seminar in the Philosophy of Science (3-4)

Exploration of the meaning(s) of scientific facts, laws, and theories—with special attention to the development of scientific thought, the nature of scientific discovery, contrasting interpretations of scientific inquiry, and the ethical ramifications of scientific discovery.

Additional project required for fourth unit.

HISTORICAL STUDIES

RELF 423 Loma Linda Perspectives (2-3)

History and philosophy of Loma Linda University as a Christian health-sciences institution that fosters human wholeness.

Additional project required for third unit.

RELF 425 Contemporary Religious Issues (2-3)

Analysis of prominent topics in religion discussed in contemporary journals.

Additional project required for third unit.

RELF 436 Adventist Heritage and Health (2-3)

Origin and development of Seventh-day Adventist interest in health, from the background of nineteenth-century medicine and health reform to the present.

Additional project required for third unit.

RELF 440 World Religions (2-3)

Survey of the origins, beliefs, and contemporary practices of the world's major religious systems. Attention to the interaction between specific religions and their cultures and to similarities, differences, and potential for understanding among the religions.

Additional project required for third unit.

RELF 555 The Adventist Experience (3-4)

Introduction to the beliefs and values that shape the Seventh-day Adventist community.

Additional project required for fourth unit.

RELF 714 Comparative Religious Experience (2)

Examination of the religious experience held by adherents of various Christian confessions.

RELF 718 Adventist Heritage and Health (2)

Study of the fundamental beliefs and values that led Seventh-day Adventists to become involved in health care, with particular emphasis on the spiritual story and principles leading to the founding of Loma Linda University.

MISSION STUDIES

RELF 444 Christian Mission (2-3)

Biblical theology applied to defining the concerns, structures, and methods of Christian mission. Concept of the Church, the definition of missionary, and the priorities of mission.

Additional project required for third unit.

RELF 447 Cross-Cultural Ministry (2-3)

Study of the challenges of serving cross-cultural situations from a Christian mission perspective, using the insights of missiology and cultural anthropology as they relate to personal and professional growth, social change, and effective intercultural communication and service.

Additional project required for third unit.

RELF 534 Anthropology of Mission (3-4)

Study of Christian mission, applying the findings of anthropology as they relate to cultural change. Processes of religious development, means of diffusion, factors affecting religious acculturation, and analysis of programs intended to effect changes in religion.

Additional project required for fourth unit.

ETHICAL STUDIES**RELE 455 Christian Understanding of Sexuality (2-3)**

Interpretations of human sexuality in ancient, medieval, and modern Christian thought, with emphasis on contemporary issues such as marriage, divorce, homosexuality, and artificial human procreation.

Additional project required for third unit.

RELE 456 Personal and Professional Ethics (2-3)

The foundations, norms, and patterns of personal integrity and professional responsibility.

Additional project required for third unit.

RELE 457 Christian Ethics and Health Care (2-3)

Ethical issues in modern medicine and related fields from the perspective of Christian thought and practice.

Additional project required for third unit.

RELE 499 Directed Study (1-3)

Prerequisite: Consent of the instructor.

RELE 505 Clinical Ethics (3-4)

Case-based analysis of bioethics, with emphasis on clinical applications. Conceptual and historical readings in bioethics.

Additional project required for fourth unit.

RELE 522 Bioethical Issues in Social Work (3-4)

Theoretical and practical dilemmas in bioethics. Contributions of social workers to these issues.

Additional project required for fourth unit.

RELE 524 Christian Bioethics (3-4)

Christian perspectives on ethical issues in health care.

Additional project required for fourth unit.

RELE 525 Ethics for Scientists (3-4)

Ethical aspects of scientific research, with emphasis on Christian contributions.

Additional project required for fourth unit.

RELE 534 Ethical Issues in Public Health (3-4)

Ethical issues encountered by public health administrators, educators, and investigators.

Additional project required for fourth unit.

RELE 547 Christian Business Ethics (3-4)

Christian and other perspectives on ethical issues in business and their pertinence to health care delivery and administration.

Additional project required for fourth unit.

RELE 548 Christian Social Ethics (3-4)

Relationships between Christian beliefs and social theory and practice.

Additional project required for fourth unit.

RELE 554 Clinical Ethics Practicum I (4)

Theories and applications of ethics in the clinical setting.

RELE 555 Clinical Ethics Practicum II (4)

Theories and applications of ethics in the clinical setting.

Prerequisite: RELE 554.

RELE 577 Theological Ethics (3-4)

Ethical implications of the primary theological legacies of Western culture.

Additional project required for fourth unit.

RELE 588 Philosophical Ethics (3-4)

Ethical themes and significant theorists in Western philosophy.

Additional project required for fourth unit.

RELE 589 Biblical Ethics (3-4)

Exploration of the nature of biblical ethics and the contribution which the Bible makes to ethical reflection and action.

Additional project required for fourth unit.

RELE 624 Seminar in Christian Ethics (3-4)

Advanced study of selected topics in Christian ethics.

Prerequisite: Consent of the instructor.

RELE 699 Directed Study (1-6)

Prerequisite: Consent of the instructor.

RELE 704 Medicine and Ethics (2)

Introductory study of Christian medical ethics, emphasizing personal integrity of the physician, the process of moral decision making, and ethical problems facing contemporary medicine, such as abortion and euthanasia.

RELE 714 Advanced Medical Ethics (2)

Advanced study of issues and cases in contemporary medical ethics.

RELE 734 Christian Ethics for Dentists (2)

Ethical issues in contemporary dentistry. Christian resources for ethical decision making.

RELATIONAL STUDIES**APPLIED THEOLOGY****RELRL 404 Christian Service (1-2)**

Participation in approved service learning with written reflection on the Christian reasons for service.

Additional project required for second unit.

RELRL 448 Church and Community Leadership (2-3)

Theology and practice of lay church involvement and leadership by health care professionals.

Additional project required for third unit.

RELRL 528 Christian Citizenship and Leadership (3-4)

Christian principles for fostering healthy communities, transforming the institutions of society, and providing public leadership.

Additional project required for fourth unit.

RELRL 536 Spirituality and Occupation (3-4)

Exploration of the relationship between spirituality and occupation through assimilation of information drawn from religious theorists, theology, spiritual and religious practices, and occupation.

Additional project required for fourth unit.

RELR 565 Introduction to Pastoral Theology and Methodology (3-4)

Study of the biblical, theological, and historical foundations for the practice of ministry.

Additional project required for fourth unit.

RELR 567 Introduction to Pastoral Counseling (3-4)

Overview of theology, history, theory, and practice of pastoral counseling.

Additional project required for fourth unit.

RELR 574 Introduction to Preaching (3-4)

Exploration of the why, what, where, and how of Christian proclamation, with emphasis on the development of basic skills for the preparation and delivery of biblical messages in a variety of settings.

Additional project required for fourth unit.

RELR 715 Christian Dentist in Community (2)

Study of Christian leadership in the local church, surrounding community, and the larger society, emphasizing the practical development of leadership skills.

RELR 725 Wholeness for Physicians (2)

Knowledge, values, attitudes, and skills contributing to the physician's goal of personal wholeness.

RELR 749 Personal and Family Wholeness (2)

Study of personal spiritual development as the center for individual and family life and professional practice, with special attention to balancing healthy family relationships and professional obligations.

CLINICAL MINISTRY

RELR 409 Christian Perspectives on Death and Dying (2-3)

From a Christian perspective, consideration of the meaning of death, including: the process of dying, cultural issues regarding death and dying, grief and mourning, suicide, and other related issues.

Additional project required for third unit.

RELR 427 Crisis Counseling (2-3)

Crisis phenomena, current crisis theory, a Christian model of crisis care, and the dynamics and practices of crisis care.

Additional project required for third unit.

RELR 475 Art of Integrative Care (2-3)

The integration of psychosocial and spiritual care in the clinical setting.

Additional project required for third unit.

RELR 524 Clinical Pastoral Education (6-12)

Twelve-week course including supervised experience with patients, lectures by hospital staff, hospital rounds with physicians, seminars, and conferences. Five eight-hour days per week. [Limited enrollment. Credit earned in this course is recognized by the Association for Clinical Pastoral Education, Incorporated.]

RELR 525 Health Care and the Dynamics of Christian Leadership (3-4)

Christian principles of leadership in the community and in the practice of health care.

Additional project required for fourth unit.

RELR 527 Crisis Counseling (3-4)

Crisis phenomena, current crisis theory, a Christian model of crisis care, and the dynamics and practices of crisis care.

Additional project required for fourth unit.

RELR 568 Care of the Dying and Bereaved (3-4)

Study of the biblical, theological, cultural, religious, relational, and psychological aspects of dying and death.

Additional project required for fourth unit.

RELR 575 Art of Integrative Care (3-4)

The integration of psychosocial and spiritual care in the clinical setting.

Additional project required for fourth unit.

RELR 694 Seminar in Clinical Ministry (3-4)

Principles and practice of effective interaction with patients, parishioners, inmates, and other populations.

Additional project required for fourth unit.

RELR 701 Orientation to Religion and Medicine (2)

Examination of the relationship between Scripture and the practice of medicine.

RELR 775 Art of Integrative Care (2)

The integration of psychosocial and spiritual care in the clinical setting.

PSYCHOLOGY OF RELIGION

RELR 408 Christian Perspectives on Marriage and the Family (2-3)

From a Christian perspective, an overview of the family lifecycle.

Additional project required for third unit.

RELR 415 Christian Theology and Popular Culture (2-3)

Concepts and practices in popular culture, examined from a Christian perspective.

Additional project required for third unit.

RELR 429 Cultural Issues in Religion (2-3)

Study of similarities and differences between European-American culture and "minority" cultures in America, and the differences pertaining to the way religion is perceived and practiced.

Additional project required for third unit.

RELR 499 Directed Study (1-3)

Prerequisite: Consent of the instructor.

RELR 535 Spirituality and Mental Health (3-4)

Explores the interrelationship between spirituality and mental health. Seeks to enhance understanding of the term “spirituality” in the context of religious traditions; considers the therapeutic effects both of spirituality and of religious traditions.

Additional project required for fourth unit.

RELR 564 Religion, Marriage, and the Family (3-4)

The family in theological, historical, and ethical perspectives, with a Christian assessment of contemporary theories regarding the family.

Additional project required for fourth unit.

RELR 584 Culture, Psychology, and Religion (3-4)

Introduction to the major contours of Western culture as they relate to various schools of psychological thought and the influence of religious beliefs.

Additional project required for fourth unit.

RELR 585 Psychology of Religion (3-4)

Psychological research of religion from an eclectic approach. Faith development, ethnographic varieties of religious experiences, narrative analysis, and cross-cultural religious experiences.

Additional project required for fourth unit.

RELR 586 Psychology of Moral and Faith Development (3-4)

Study of logical, moral, and faith reasoning from a cognitive–developmental perspective. How cultural and religious norms affect moral thinking.

Additional project required for fourth unit.

RELR 699 Directed Study (1-6)

Prerequisite: Consent of the instructor.

GENERAL RELIGIOUS STUDIES**RELG 504 Research Methods (2-4)**

Study of presuppositions and procedures for scholarship in religion and ethics, with an introduction to research in the natural and behavioral sciences. Practical themes include writing, library and Internet resources, and forms of scholarly papers and articles.

Two units of credit may be given for research methods class taken in another discipline.

Additional project required for fourth unit.

RELG 674 Reading Tutorial (3-4)

Reading course for graduate students in religious studies. Topics vary depending on student and instructor interests.

Additional project required for fourth unit.

Prerequisite: Consent of the instructor.

RELG 695 Clinical Internship (0)

Supervised clinical internship. Minimum of one hour of individual supervision per week, and a final evaluation from the supervisor at the completion of 400 hours of clinical internship.

RELG 696 Project (1-4)

Prerequisite: Consent of the instructor and of student's adviser.

RELG 697 Independent Research (1-8)

Prerequisite: Consent of the instructor and of student's adviser.

RELG 698 Thesis (1-4)

Prerequisite: Consent of the instructor and of student's adviser.





III

PROGRAMS AND CENTERS

Master's Degree Programs

MASTER OF ARTS in Biomedical and Clinical Ethics

MASTER OF ARTS in Clinical Ministry

MASTER OF ARTS in Religion and the Sciences

Combined-Degrees Programs

MASTER OF ARTS in Biomedical and Clinical Ethics *with*
DOCTOR OF PSYCHOLOGY or DOCTOR OF PHILOSOPHY in Psychology

MASTER OF ARTS in Biomedical and Clinical Ethics *with*
DOCTOR OF MEDICINE in Medicine

MASTER OF ARTS in Biomedical and Clinical Ethics *with*
MASTER OF SCIENCE in Advanced Practice Nursing

MASTER OF ARTS in Biomedical and Clinical Ethics *with*
DOCTOR OF PHILOSOPHY in Social Policy and Social Research

MASTER OF ARTS in Clinical Ministry *with*
MASTER OF SCIENCE in Marital and Family Therapy

Certificate Programs

BIOMEDICAL AND CLINICAL ETHICS

CLINICAL MINISTRY

Centers

CENTER FOR CHRISTIAN BIOETHICS

CENTER FOR SPIRITUAL LIFE AND WHOLENESS

Master's Degree Programs

Three master's degree programs in religion are offered by the Graduate School and directed by the Faculty of Religion. They are the Master of Arts in Biomedical and Clinical Ethics, the Master of Arts in Clinical Ministry, and the Master of Arts in Religion and the Sciences. The course of study leading to the awarding of these degrees is described in this BULLETIN as well as in the Graduate School BULLETIN.

The Master of Arts in Biomedical and Clinical Ethics and the Master of Arts in Clinical Ministry may be combined in one of five combined-degrees programs:

The combined Master of Arts in Biomedical and Clinical Ethics/Doctor of Psychology or Doctor of Philosophy in psychology are offered by the Graduate School and directed by the Faculty of Religion and the Department of Psychology.

The combined Master of Arts in Biomedical and Clinical Ethics /Doctor of Medicine is offered by the Graduate School and directed by the Faculty of Religion and the School of Medicine.

The combined Master of Arts in Biomedical and Clinical Ethics /Master of Science in Advanced Practice Nursing is offered by the Graduate School and directed by the Faculty of Religion and the School of Nursing.

The combined Master of Arts in Biomedical and Clinical Ethics /Doctor of Philosophy in Social Policy and Social Research is offered by the Graduate School and directed by the Faculty of Religion and the Department of Social Work.

The combined Master of Arts in Clinical Ministry /Master of Science in Marital and Family Therapy is offered by the Graduate School and directed by the Faculty of Religion and the Department of Counseling and Family Sciences.

Inquiries regarding application, admission, tuition, student life, and other information should be addressed to:

Office of Admissions
Graduate School
Loma Linda University
Loma Linda, CA 92350

WEB SITE ADDRESSES

- Master of Arts in biomedical and clinical ethics
<http://ethics.llu.edu/>
- Master of Arts in clinical ministry
<http://ministry.llu.edu/>
- Master of Arts in religion and the sciences
<http://www.llu.edu/llu/fr/ma/index.html>

BIOMEDICAL AND CLINICAL ETHICS

MARK F. CARR, 1997. Program Coordinator
 Associate Professor of Religion
 M.Div. Andrews University 1990
 Ph.D. University of Virginia 1998
Christian Ethics

The purpose of this interdisciplinary course of graduate study leading to a Master of Arts degree in biomedical and clinical ethics is to prepare qualified persons to engage in education, research, and service pertinent to the ethical issues in health care and human biology.

This degree is designed primarily for two types of students: those who are planning to pursue a career in biomedical ethics and who desire the Master of Arts degree as a step toward graduate work at the doctoral level, and those who wish to acquire the degree in order to complement their career in health care or another profession.

The Biomedical and Clinical Ethics Program is administered by the Faculty of Religion through the Graduate School. It draws upon resources from many sectors of the campus, including clinical faculty in four of the University's schools, Loma Linda University Medical Center's Department of Clinical Ethics, the Center for Christian Bioethics, and the Center for Spiritual Life and Wholeness. The M.A. degree program cooperates with the Center for Christian Bioethics in a variety of ways. The center's Thompson Library, a constantly growing collection with approximately 2,500 volumes, is one of the most comprehensive libraries of materials in biomedical and clinical ethics on the Pacific Slope. These materials, which are an especially valuable resource for graduate students, supplement the related holdings in the primary libraries of Loma Linda University and nearby institutions.

The primary objectives of the Biomedical and Clinical Ethics Program are to:

1. Promote interdisciplinary study of ethical issues in health care and human biology.
2. Offer course work in the theological, biblical, and philosophical resources for ethics.
3. Provide practical experience as well as opportunities for observation and for participation in clinical ethics consultation.
4. Prepare students for subsequent doctoral work in ethics.
5. Provide members of the health care and other professions with an enhanced understanding of biomedical ethics.

FACULTY

- IVAN T. BLAZEN, 1993. Professor of Religion
 M.A. Andrews University 1958
 M.Div. Andrews University 1962
 Ph.D. Princeton Theological Seminary 1979
Biblical Interpretation and Theology
- MARK F. CARR, 1997. Program Coordinator,
 Biomedical and Clinical Ethics
 Associate Professor of Religion
 M.Div. Andrews University 1990
 Ph.D. University of Virginia 1998
Christian Ethics
- DAVID R. LARSON, 1974. Professor of Religion
 D.Min. Claremont School of Theology 1973
 Ph.D. Claremont Graduate University 1982
Christian Ethics, Theological and Philosophical Ethics, Biomedical Ethics
- JACK W. PROVONSHA, 1958. Emeritus Professor of
 Philosophy of Religion and Christian Ethics
 M.D. Loma Linda University SM 1953
 Ph.D. Claremont Graduate University 1967
Philosophy of Religion, Theology, Biomedical Ethics, Clinical Ethics
- RICHARD RICE, 1998. Professor of Religion
 M.Div. Andrews University 1969
 M.A. University of Chicago Divinity School 1972
 Ph.D. University of Chicago Divinity School 1974
Theology and Philosophy of Religion
- JAMES W. WALTERS, 1980. Professor of Religion
 M.Div. Andrews University 1970
 M.A. Claremont Graduate University 1979
 Ph.D. Claremont Graduate University 1979
Christian Ethics, Theological and Philosophical Ethics, Biomedical Ethics
- GERALD R. WINSLOW, 1993. Dean
 Professor of Religion
 M.A. Andrews University 1968
 Ph.D. Graduate Theological Union 1979
Christian Ethics

ASSOCIATE FACULTY

- ROBERT D. ORR, Director of Ethics, University of
 Vermont College of Medicine
 M.D. McGill University 1966
Clinical Ethics
- CHARLES W. TEEL, JR., Adjunct Professor of Christian
 Ethics
 M.A. Andrews University 1965
 M.Th. Harvard University 1970
 Ph.D. Boston University 1972
Christian Ethics, Christian Social Ethics, Sociology of Religion
- LOIS VAN CLEVE, Associate Dean, Graduate Program in
 Nursing
 Professor of Nursing
 M.S. Loma Linda University SN 1964
 Ph.D. Claremont Graduate University 1985
Ethics in Nursing

CLINICAL FACULTY

- DEBRA CRAIG, Associate Professor of Medicine
 M.D. Loma Linda University SM 1982
 M.A. Loma Linda University GS 1995
Clinical Ethics
- STEVEN B. HARDIN, Assistant Professor of Medicine
 M.D. Loma Linda University SM 1985
Clinical Ethics
- ROBERT KIGER, Professor of Dentistry
 D.D.S. Loma Linda University SD 1970
 M.A. Loma Linda University GS 1985
Clinical Ethics
- KRISTI WILKINS, Assistant Professor of Dental Hygiene
 B.S. Loma Linda University SD 1980
 M.A. Loma Linda University GS 2002
 Registered dental hygienist (RDH)
Clinical Ethics

MASTER OF ARTS

Admission

In addition to meeting admission requirements for the Graduate School, the applicant to the Biomedical and Clinical Ethics Program must:

1. Propose clear personal and professional goals and ways in which the Biomedical and Clinical Ethics Program can facilitate their realization.
2. Persuade the Admissions Committee, by previous accomplishments, that s/he is able and willing to reach these goals and to make a distinguished contribution to the field.

Course requirements

In order to receive the Master of Arts degree in biomedical and clinical ethics from Loma Linda University, the student will complete a minimum of 48 units of course work as herein specified, with an overall grade point average of B or better, with no grade lower than a C and with no grade in a required course lower than a B-. At least 36 units must be in approved courses numbered 500-699 or their equivalent. The required curriculum is as follows:

CURRICULUM

RELG 504	Research Methods	(4)
RELE 524	Christian Bioethics	(4)
RELE 548	Christian Social Ethics	(4)
RELE 554	Clinical Ethics Practicum I	(4)
RELE 555	Clinical Ethics Practicum II	(4)
RELE 577	Theological Ethics	(4)
RELE 588	Philosophical Ethics	(4)
RELE 589	Biblical Ethics	(4)
— —	Approved electives	(16)
TOTAL UNITS REQUIRED		(48)

Transfer credits

Students are permitted to transfer up to 8 units of approved graduate-level courses from other accredited institutions into the Biomedical and Clinical Ethics Program. In addition, prior or current students in Loma Linda University's other post-baccalaureate degree programs are permitted to petition to receive credit for a maximum of 12 units for courses completed in their professional studies that are directly related to biomedical and clinical ethics.

Comprehensive examinations

Each student must pass three comprehensive examinations within a period of two weeks. These written examinations will test the student's ability to integrate and apply knowledge from the following areas:

- philosophical and social ethics
- theological and biblical ethics
- biomedical and clinical ethics

These comprehensive examinations must be successfully completed before the student defends a thesis or its approved substitutes. Review questions and bibliography for each area will be supplied to the student.

Research requirements

In addition to passing the comprehensive examinations, each student must complete significant and original research in the field. Two options are available:

1. Publishable paper: Most students pursue the publishable paper track and write one research paper of publishable quality aimed at a journal of stature in the field of biomedical and clinical ethics. The student must register for RELG 697 Independent Research (1-4 units) while preparing for this paper. An oral defense of this article is required.
2. Thesis: The student who chooses to write a thesis must obtain permission from his or her adviser after having completed 24 units in the program. The student must register for both RELG 697 Independent Research (1-4 units) and RELG 698 Thesis (1-4 units) while preparing the thesis. An oral defense of the thesis is required.

COURSES

RELG 504 Research Methods (3-4)

Study of presuppositions and procedures for scholarship in religion and ethics, with an introduction to research in the natural and behavioral sciences. Practical themes include writing, library and Internet resources, and forms of scholarly papers and articles.

Two units of credit may be given for research methods class taken in another discipline.

Additional project required for fourth unit.

RELE 524 Christian Bioethics (3-4)

Christian perspectives on ethical issues in health care.

Additional project required for fourth unit.

RELE 525 Ethics for Scientists (3-4)

Ethical aspects of scientific research, with emphasis on Christian contributions.

Additional project required for fourth unit.

RELE 534 Ethical Issues in Public Health (3-4)

Ethical issues encountered by public health administrators, educators, and investigators.

Additional project required for fourth unit.

RELE 548 Christian Social Ethics (3-4)

Relationships between Christian beliefs and social theory and practice.

Additional project required for fourth unit.

RELE 554 Clinical Ethics Practicum I (4)

Theories and applications of ethics in the clinical setting.

RELE 555 Clinical Ethics Practicum II (4)

Theories and applications of ethics in the clinical setting.

Prerequisite: RELE 554.

RELE 577 Theological Ethics (3-4)

Ethical implications of the primary theological legacies of Western culture.

Additional project required for fourth unit.

RELE 588 Philosophical Ethics (3-4)

Ethical themes and significant theorists in Western philosophy.

Additional project required for fourth unit.

RELE 589 Biblical Ethics (3-4)

Exploration of the nature of biblical ethics and the contribution which the Bible makes to ethical reflection and action.

Additional project required for fourth unit.

RELG 674 Reading Tutorial (3-4)

Reading course for graduate students in religious studies. Topics vary depending on student and instructor interests.

Additional project required for fourth unit.

Prerequisite: Consent of the instructor.

RELG 697 Independent Research (1-4)

Prerequisite: Consent of the instructor and of student's adviser.

RELG 698 Thesis (1-4)

Prerequisite: Consent of the instructor and of student's adviser.



CLINICAL MINISTRY

SIROJ SORAJJAKOOL, 1999. Program Coordinator
 Associate Professor of Religion
 M.A. Andrews University 1987
 M.A.T.S. Claremont School of Theology 1998
 Ph.D. Claremont School of Theology 1999
Religion and Psychology, Counseling

The Master of Arts degree in clinical ministry encourages students to explore the theological, biblical, and historical roots of ministry within the institutional setting and to prepare for the practice of such ministry. It is especially valuable as preparation for careers in chaplaincy and other fields of ministry. It is specifically designed for three types of students: (1) those at the beginning of their professional lives, (2) those pursuing this degree in order to enhance or shift their existing careers, and (3) those pursuing this degree as a steppingstone to further study. This degree furthers education in caring for the whole person. The student will develop clinical skills applicable to contemporary ministry.

The program includes education in two areas: academic and clinical. Academic preparation is provided by the Faculty of Religion and other cooperating departments within the University.

Settings providing clinical opportunities for training in institutional ministry include:

- Loma Linda University (LLU) Medical Center (MC)
- LLU Behavioral Medicine Center (BMC)
- LLU Community Medical Center (CMC)
- SAC Health Systems—Norton Clinic
- Jerry L. Pettis Memorial Veterans Hospital
- LLU Faculty of Religion Center for Spiritual Life and Wholeness

Loma Linda University Medical Center, under the auspices of the Department of Chaplain Services, is an accredited Clinical Pastoral Education (CPE) Center. Students admitted to the Clinical Ministry Program may apply for this clinical placement. (Separate application procedures are required.)

The faculty represents a balance between academic expertise and clinical experience, as well as a variety of disciplines, including: biblical studies, theology, theology and ministry, marriage and family therapy, cultural psychology, American church history, health education, nursing, and ethics.

The objectives of the program are to:

1. Develop persons skilled in the practice of ministry in both routine and critical settings.
2. Expose students to a wide range of biblical, theological, and practical material pertinent to the field.
3. Provide a broadly based education in ministry, with specific focus on the practice of ministry.
4. Prepare students for membership in various professional organizations, such as the American Association of Pastoral Counselors (AAPC), the Association for Clinical Pastoral Education (ACPE), the Association of Professional Chaplains (APC), etc.
5. Contribute positively to the student's pastoral formation.

FACULTY

- IVAN T. BLAZEN, 1993. Professor of Religion
M.A. Andrews University 1958
M.Div. Andrews University 1962
Ph.D. Princeton Theological Seminary 1979
Biblical Interpretation and Theology
- CARLA G. GOBER, 1997. Associate Director, Center for
Spiritual Life and Wholeness
Assistant Professor of Religion
M.P.H. Loma Linda University PH 1985
M.S. Loma Linda University GS 1994
Clinical Ministry
- DAVID R. LARSON, 1974. Professor of Religion
D.Min. Claremont School of Theology 1973
Ph.D. Claremont Graduate University 1982
*Christian Ethics, Theological and Philosophical
Ethics, Biomedical Ethics*
- JOHNNY RAMÍREZ-JOHNSON, 1994. Professor of
Religion
M.A. Andrews University 1979
M.Ed. Harvard University 1988
Ed.D. Harvard University 1993
Theology, Psychology, and Culture
- RICHARD RICE, 1998. Professor of Religion
M.Div. Andrews University 1969
M.A. University of Chicago Divinity School 1972
Ph.D. University of Chicago Divinity School 1974
Theology and Philosophy of Religion
- SIROJ SORAJJAKOOL, 1999. Program Coordinator,
Clinical Ministry
Research Associate, Center for Spiritual Life and
Wholeness
Associate Professor of Religion
M.A. Andrews University 1987
M.A.T.S. Claremont School of Theology 1998
Ph.D. Claremont School of Theology 1999
Religion and Psychology, Counseling

- DAVID L. TAYLOR, 1995. Associate Dean
Professor of Religion
M.A. Andrews University 1961
D.Min. Vanderbilt University 1977
American Religious History and Theology
- LOUIS VENDEN, 1996. Director, Center for Spiritual
Life and Wholeness
Professor of Religion
M.A. Potomac University 1958
M.Div. Andrews University 1966
Ph.D. Princeton Theological Seminary 1979
Theology and Ministry
- JAMES W. WALTERS, 1980. Professor of Religion
M.Div. Andrews University 1970
M.A. Claremont Graduate University 1979
Ph.D. Claremont Graduate University 1979
*Christian Ethics, Theological and Philosophical
Ethics, Biomedical Ethics*
- GERALD R. WINSLOW, 1993. Dean
Professor of Religion
M.A. Andrews University 1968
Ph.D. Graduate Theological Union 1979
Christian Ethics

ASSOCIATE FACULTY

- FRED C. KASISCHKE, Assistant Professor of Religion
M.Div. Andrews University 1970
D.Min. Fuller Theological Seminary 1988
Clinical Ministry and Theology
- HENRY H. LAMBERTON, Associate Professor of Religion
M.Div. Andrews University 1974
Psy.D. Fuller Theological Seminary 1992
Clinical Ministry

- RANDALL L. ROBERTS, Adjunct Associate Professor of Religion
 M.Div. Andrews University, 1985
 M.A. United States International University, 1991
 D.Min. Fuller Theological Seminary 1996
Theology and Ministry
- BERNARD A. TAYLOR, Adjunct Professor of Religion
 M.A. Andrews University 1979
 M.Phil. Hebrew Union College 1987
 Ph.D. Hebrew Union College 1989
Biblical Studies and Theology
- HYVETH B. WILLIAMS, Adjunct Assistant Professor of Religion
 M.Div. Andrews University 1989
 D.Min. Boston University School of Theology 1998
Christian Ministry

CLINICAL FACULTY

- WIL ALEXANDER, 1973. Professor, Department of Family Medicine
 Emeritus Director, Center for Spiritual Life and Wholeness
 Emeritus Professor of Religion
 Ph.D. Michigan State University 1962
 M.Th. Edinburgh University 1966
Theology and Clinical Ministry
- D. LEIGH AVELING, Adjunct Assistant Professor of Religion
 D.Min. Claremont School of Theology 1996
Clinical Ministry
- ART EARLL, Adjunct Assistant Professor of Religion
 M.Div. Andrews University 1971
Clinical Ministry
- JAMES GREEK, Adjunct Assistant Professor of Religion
 Clinical Associate, Center for Spiritual Life and Wholeness
 D.Min. Fuller Theological Seminary 1985
Clinical Ministry

MASTER OF ARTS

Admission

In addition to meeting admission requirements for the Graduate School, the applicant to the Clinical Ministry Program must:

1. Propose clear personal and professional goals and ways in which the program in clinical ministry can facilitate their realization.
2. Persuade the Admissions Committee, by previous accomplishments, that s/he is able and willing to reach these goals and to make a distinguished contribution to the field.

Course requirements

In order to receive the Master of Arts degree in clinical ministry from Loma Linda University, the student will complete a minimum of 48 units of course work as herein specified, with an overall grade point average of B or better, with no grade lower than C, and with no grade in a core course lower than a B-

Required curriculum

CORE COURSE WORK		(36-48)
RELG 504	Research Methods	(3-4)
RELR 565	Introduction to Pastoral Theology and Methodology	(3-4)
RELR 567	Introduction to Pastoral Counseling	(3-4)
RELR 568	Care of the Dying and Bereaved	(3-4)
RELR 574	Introduction to Preaching	(3-4)
RELR 584	Culture, Psychology, and Religion	(3-4)
RELR 694	Seminar in Clinical Ministry	(3-4)
RELF 557	Theology of Human Suffering	(3-4)
RELF 558	Old Testament Thought	(3-4)
RELF 559	New Testament Thought	(3-4)
RELE 524	Christian Bioethics	(3-4)
MFAM 515	Crisis-Intervention Counseling	(3)
GSCJ 515	Graduate Research Writing	(2)
As needed to complete degree		
RELG 695	Clinical Internship	(0)
RELG 696	Project	(1-4)
RELG 697	Independent Research	(1-8)
RELG 698	Thesis	(1-4)
— — —	Approved electives	(0-12)
TOTAL UNITS REQUIRED		(48)

Transfer credits

Students are able to transfer up to 8 units of approved graduate-level courses from other institutions into the University's program in clinical ministry.

Clinical internship

Students must also satisfactorily complete an approved, 400-hour clinical internship (RELG 695). The program recommends that this requirement be met by the satisfactory completion of one quarter of clinical pastoral education (CPE) at an accredited CPE center. (*Note: Acceptance into a quarter of CPE is at the discretion of the CPE supervisor and must be arranged individually and in advance.*) The expectation of the program is that all students will complete all course work before entering the clinical internship. In certain cases, however, a student may petition the coordinator of the program to take the clinical internship out of sequence. Even in such cases, the recommendation is that RELR 565, RELR 567, and RELR 568 be completed before entering the clinical internship.

Students who wish to receive academic credits for their clinical internship may register for RELR 524 Clinical Pastoral Education. If taken as a selective, this course may account for a maximum of six academic units.

After the 400-hour segment, a clinical evaluation form must be submitted to the program coordinator.

Comprehensive examination

Each student must pass a comprehensive examination. This examination will test the student's ability to integrate and apply knowledge from the overall program. This examination must be successfully completed before the student defends a thesis, project, or papers.

Thesis, project, or publishable papers

Each student must either prepare a thesis while registered for RELG 698 or prepare a project while registered for RELG 696 or prepare two major papers of publishable quality. Independent research for either the thesis or the project is done while registered for RELG 697. The project option must be designed and implemented within the confines of the program and under the auspices and direction of the program coordinator. The student must provide an oral defense of the thesis, project, or two major papers. By the time they complete 12 quarter units in the program, students must declare whether they intend to complete a thesis, a project, or two major papers.

COURSES

RELG 504 Research Methods (3-4)

Study of presuppositions and procedures for scholarship in religion and ethics, with an introduction to research in the natural and behavioral sciences. Practical themes include writing, library and Internet resources, and forms of scholarly papers and articles.

Two units of credit may be given for research methods class taken in another discipline.

Additional project required for fourth unit.

RELR 565 Introduction to Pastoral Theology and Methodology (3-4)

Study of the biblical, theological, and historical foundations for the practice of ministry.

Additional project required for fourth unit.

RELR 567 Introduction to Pastoral Counseling (3-4)

Overview of theology, history, theory, and practice of pastoral counseling.

Additional project required for fourth unit.

RELR 568 Care of the Dying and Bereaved (3-4)

Study of the biblical, theological, cultural, religious, relational, and psychological aspects of dying and death.

Additional project required for fourth unit.

RELR 574 Introduction to Preaching (3-4)

Exploration of the why, what, where, and how of Christian proclamation, with emphasis on the development of basic skills for the preparation and delivery of biblical messages in a variety of settings.

Additional project required for fourth unit.

RELR 584 Culture, Psychology, and Religion (3-4)

Introduction to the major contours of Western culture as they relate to various schools of psychological thought and the influence of religious beliefs.

Additional project required for fourth unit.

RELR 694 Seminar in Clinical Ministry (3-4)

Principles and practice of effective interaction with patients, parishioners, inmates, and other populations.

Additional project required for fourth unit.

RELF 557 Theology of Human Suffering (3-4)

Suffering and evil in relation to the creative and redemptive purposes of God for this world. Focus on formation of student's theology of human suffering.

Additional project required for fourth unit.

RELF 558 Old Testament Thought (3-4)

Introduction to the literature and key theological themes of the Old Testament.

Additional project required for fourth unit.

RELF 559 New Testament Thought (3-4)

Introduction to the literature and key theological themes of the New Testament.

Additional project required for fourth unit.

RELE 524 Christian Bioethics (3-4)

Christian perspectives on ethical issues in health care.

Additional project required for fourth unit.

MFAM 515 Crisis-Intervention Counseling (3)

Experiential course in which theory, techniques, and practices of crisis intervention are presented, with special attention to the development of the basic communication skills of counseling. Areas included that are intended to contribute to the development of a professional attitude and identity are: confidentiality, inter-professional cooperation, professional socialization, and organization. Therapeutic tapes also presented covering topics such as death and dying, incest, spousal abuse, and rape.

Laboratory required.

GSCJ 515 Graduate Research Writing (2)

Provides skills for critical writing, including organization, development of idea, and presentation of conclusion. Develops skills that will be applicable to the preparation of term papers in the students' disciplines.

RELG 695 Clinical Internship (0)

Supervised clinical internship. Minimum of one hour of individual supervision per week, and a final evaluation from the supervisor at the completion of 400 hours of clinical internship.

RELG 696 Project (1-4)

Prerequisite: Consent of the instructor and of student's adviser.

RELG 697 Independent Research (1-8)

Prerequisite: Consent of the instructor and of student's adviser.

RELG 698 Thesis (1-4)

Prerequisite: Consent of the instructor and of student's adviser.

RELIGION AND THE SCIENCES

RICHARD RICE, 1998. Program Coordinator
 Professor of Religion
 M.Div. Andrews University 1969
 M.A. University of Chicago Divinity School 1972
 Ph.D. University of Chicago Divinity School 1974
Theology and Philosophy of Religion

As the academic study of religion has developed over the past fifty years, the exploration of religion and science has emerged as a discipline of its own. Scholars in the natural sciences, the human sciences, and numerous applied sciences recognize the importance of examining religion from their particular perspectives. And religion scholars appreciate the importance of the questions that the methods and conclusions of the sciences raise for religious belief and practice.

As a Seventh-day Adventist health-sciences university, Loma Linda University rests on the conviction that there is a positive relation between religion and the sciences. Its commitment to a variety of health professional programs reflects the belief that the natural world is God's good creation and that human beings are inherently part of the physical order of things. Its commitment to higher education, including various avenues of graduate study, expresses the belief that all truth is God's truth and that the acquisition of truth calls for the diligent application of all our powers. These convictions support the attempt to bring scientific knowledge within the overarching perspective of Christian faith.

This Master of Arts degree is designed for several types of students: those who want a degree in religion and science before pursuing further graduate work in one or the other of these areas; graduate students in the natural and social sciences who would like to combine their other academic interests with a serious study of religion; students in professional programs who also have an interest in the area of religion and science; and individuals who wish to explore the interface of religion and the sciences within the context of serious academic work.

The Religion and the Sciences Program is administered by the Faculty of Religion through the Graduate School. It draws on resources from various sectors of the campus, including the Department of Natural Sciences faculty of the Graduate School, and the members of other faculties in the University, as well as other scholars and professors with expertise in the area.

The program is designed to encourage and assist students to—

- Understand the various ways people view the relation between science and religion.
- Appreciate the distinctive features of scientific and religious study.
- Appreciate religion and science as contrasting yet complementary approaches to truth.
- Participate in the ongoing conversation surrounding the relation of religion and the sciences.

MASTER OF ARTS

Admission

In addition to meeting admission requirements for the Graduate School, the applicant to the Religion and the Sciences Program must:

1. Propose clear personal and professional goals and ways in which the Religion and the Sciences Program may facilitate their realization.
2. Persuade the Admissions Committee, by previous accomplishments, that s/he is able and willing to reach these goals and to make a significant contribution to the field.

Course requirements

In order to receive the Master of Arts degree in religion and the sciences from Loma Linda University, the student will complete a minimum of 48 units of course work covering an appropriate range of courses and seminars as herein specified, with an overall grade point average of B or better, with no grade lower than a C and with no grade in a required course lower than a B-

CURRICULUM (44-52)

Introduction to research

RELG 504 Research Methods	(4)
SUBTOTAL:	4

Cluster I: Religion

RELF 539 Christian Understanding of God and Humanity	(4)
RELE 5__ One graduate-level course in ethical studies	(4)
RELR 5__ One graduate-level course in relational studies	(4)
RELF 526 Creation and Cosmology	(4)
SUBTOTAL:	16

Cluster II: Science

Two or three approved graduate courses, seminars or research projects selected from physical, life, behavioral, social or health sciences.

SUBTOTAL:	8-12
-----------	------

Cluster III: Seminars

RELF 615 Seminar in Philosophy of Religion	(4)
PHIL 616 Seminar in the Philosophy of Science	(4)
RELF 617 Seminar in Religion and the Sciences	(4)
SUBTOTAL:	12

Cluster IV: Electives

One or two approved graduate courses, seminars or research projects offered at Loma Linda University or another educational institution.

SUBTOTAL:	4-8
-----------	-----

Transfer credits

Students are permitted to transfer up to 8 units of approved graduate-level courses from other accredited institutions into the Religion and the Sciences Program. In addition, prior or current students in other Loma Linda University

postbaccalaureate degree programs are permitted to petition to receive credit for a maximum of 12 units for courses completed in their professional studies that are directly related to religion and the sciences.

Comprehensive examinations

A series of comprehensive examinations cover essential aspects of religion and science.

Research

The student prepares an acceptable thesis or material suitable for publication in relevant scholarly journals.

COURSES

RELG 504 Research Methods (3-4)

Study of presuppositions and procedures for scholarship in religion and ethics, with an introduction to research in the natural and behavioral sciences. Practical themes include writing, library and Internet resources, and forms of scholarly papers and articles.

Two units of credit may be given for research methods class taken in another discipline.

Additional project required for fourth unit.

RELF 526 Creation and Cosmology (3-4)

Exploration of the similarities and contrasts between biblical and scientific views of the world, with special attention to biblical Creation accounts in their historical context.

Additional project required for fourth unit.

RELF 539 Christian Understanding of God and Humanity (3-4)

Study of the nature and attributes of God, with special emphasis on God's relation to the world; and the essential dynamics of human existence in light of the central biblical motifs of creature, image of God, and sin.

Additional project required for fourth unit.

RELF 615 Seminar in Philosophy of Religion (3-4)

Examination of the concept of God, arguments for the existence of God, the relationship of faith and reason, and the nature of religious language.

Additional project required for fourth unit.

RELF 617 Seminar in Religion and the Sciences (3-4)

Exploration of the interface between religion and the sciences—with attention to the religious origins of modern science, the similarities and contrasts between scientific and religious inquiry, and the particular challenges that the sciences pose for religious belief.

Additional project required for fourth unit.

PHIL 616 Seminar in the Philosophy of Science (3-4)

Exploration of the meaning(s) of scientific facts, laws, and theories—with special attention to the development of scientific thought, the nature of scientific discovery, contrasting interpretations of scientific inquiry, and the ethical ramifications of scientific discovery.

Additional project required for fourth unit.

Combined-Degrees Programs

The Master of Arts degree in biomedical and clinical ethics and the Master of Arts degree in clinical ministry may be combined in one of five combined-degrees programs:

M.A./Psy.D. or M.A./Ph.D.—The combined Master of Arts in biomedical and clinical ethics/Doctor of Psychology or Doctor of Philosophy in psychology degrees are offered by the Graduate School and are directed by the Faculty of Religion and the Department of Psychology.

M.A./M.D.—The combined Master of Arts in biomedical and clinical ethics/Doctor of Medicine degrees are offered by the Graduate School and are directed by the Faculty of Religion and the School of Medicine.

M.A./M.S.—The combined Master of Arts in biomedical and clinical ethics/Master of Science in advanced practice nursing degrees are offered by the Graduate School and are directed by the Faculty of Religion and the School of Nursing.

M.A./Ph.D.—The combined Master of Arts in biomedical and clinical ethics/Doctor of Philosophy in social policy and social research degrees are offered by the Graduate School and are directed by the Faculty of Religion and the Department of Social Work.

M.A./M.S.—The combined Master of Arts in clinical ministry/Master of Science in marital and family therapy degrees are offered by the Graduate School and are directed by the Faculty of Religion and the Department of Counseling and Family Sciences.

Inquiries regarding application, admission, tuition, student life, and other information should be addressed to:

Office of Admissions
Graduate School
Loma Linda University
Loma Linda, CA 92350

BIOMEDICAL AND CLINICAL ETHICS/PSYCHOLOGY

MARK F. CARR, 1997. Program Coordinator, Biomedical and Clinical Ethics
Associate Professor of Religion
M.Div. Andrews University 1990
Ph.D. University of Virginia 1998
Christian Ethics

LOUIS E. JENKINS, ABPP. Chair, Department of Psychology
Professor of Psychology
Ph.D. The Pennsylvania State University 1973
Health-related behaviors, high-risk populations, clinical neuropsychology/brain-behavior relationships, biological bases of behavior, diversity issues, psychology and religion

This program combines study for the M.A. degree in biomedical and clinical ethics (offered by the Faculty of Religion) with either the Psy.D. or Ph.D. degree in psychology (offered by the Department of Psychology of the Graduate School). The purpose of the combined-degrees program is to facilitate more efficient completion of graduate programs in ethics and psychology for the student with interests in both areas. Students who complete the program should be prepared to make significant interdisciplinary contributions to the fields of psychology and of ethics. In order to enter this combined-degrees program, students must gain separate acceptance to the M.A. degree program in ethics and to one of the doctoral programs in psychology. Information about admission to these programs is available from the Graduate School.

FACULTY

The faculty for the combined-degrees program in biomedical and clinical ethics and in psychology is drawn from the Faculty of Religion and from the Department of Psychology, Loma Linda University Graduate School.

**BIOMEDICAL AND CLINICAL ETHICS—Master of Arts
with
PSYCHOLOGY—Doctor of Psychology or Doctor of Philosophy**

Course requirements

Students in this combined-degrees program will complete all of the requirements for both degrees with greater efficiency by taking a number of courses that fulfill requirements for both degrees. Approval for selective courses should be sought from the students' advisers for both degrees.

**BIOMEDICAL AND CLINICAL ETHICS—
M.A. CURRICULUM**

The total number of units required for the M.A. degree is 48. The following courses constitute the core requirements for students completing the M.A. degree in biomedical and clinical ethics when taken with psychology as part of the combined-degrees program:

CORE REQUIREMENTS		(36)
RELE 524	Christian Bioethics	(4)
RELE 548	Christian Social Ethics	(4)
RELE 554	Clinical Ethics Practicum I	(4)
RELE 555	Clinical Ethics Practicum II	(4)
RELE 577	Theological Ethics	(4)
RELE 588	Philosophical Ethics	(4)
RELG 504	Research Methods	(2)
RELR 584	Culture, Psychology, and Religion	(3)
RELR 585	Psychology of Religion	(3)
PSYC 505	Research Methods in Psychological Science	(4)

In addition to the preceding 36 units, students completing the M.A. degree will choose 12 units from the following list of selectives:

SELECTIVES		(12)
PSYC 524	History, Systems, and Philosophy of Psychology	(4)
PSYC 526	Ethics and Legal Issues in Clinical Psychology	(2)
PSYC 536	Seminar in Psychology and Religion	(2)
PSYC 551	Psychobiological Foundations	(3)
PSYC 564	Foundations of Social Psychology and Culture	(4)
PSYC 566	Cross-Cultural Psychology	(2)
PSYC 567	Ethnic Diversity and Community Issues	(2)
PSYC 568	Sex Roles and Gender Issues	(2)
PSYC 574	Personality Theory and Research	(4)
PSYC 575	Foundations of Human Development	(4)

**PSYCHOLOGY—
Ph.D. or Psy.D. CURRICULUM**

Students completing one of the doctoral programs in psychology will complete all of the course requirements as listed in the Graduate School BULLETIN except for the 12 units of minor concentration, which will be fulfilled by 12 of the selective units listed above. See the BULLETIN of the Graduate School, the Department of Psychology for further information.



BIOMEDICAL AND CLINICAL ETHICS/MEDICINE

MARK F. CARR, 1997. Program Coordinator, Biomedical and Clinical Ethics
Associate Professor of Religion
M.Div. Andrews University 1990
Ph.D. University of Virginia 1998
Christian Ethics

LEONARD S. WERNER, 1987. Associate Dean, Educational Affairs, School of Medicine
Associate Professor of Medicine
M.A. University of California, Los Angeles 1974
M.D. University of Oklahoma 1978

The combined-degrees program in biomedical and clinical ethics and in medicine is designed to fit the schedule of medical students. This program requires forty-eight (48) units of credit.

- Twelve (12) units transferred from standard course work in medicine.
- Thirty-six (36) additional units taken throughout the four years of medical school.

Benefits of taking the program include:

- Additional field of expertise within clinical practice.
- Unique interface between clinical and academic perspectives in bioethics.
- Excellent preparation for Ph.D. degree programs in ethics or bioethics.

FACULTY

The faculty for the combined-degrees program in biomedical and clinical ethics and in medicine is drawn from Loma Linda University's Faculty of Religion and School of Medicine.

**BIOMEDICAL AND CLINICAL ETHICS—Master of Arts
with
MEDICINE—Doctor of Medicine**

Course requirements

Students in this combined-degrees program will complete all of the requirements for both degrees with greater efficiency by taking a number of courses that fulfill requirements for both degrees and by careful selection of elective courses. Approval for the selective courses should be sought from the students' advisers for both degrees.

Designed to fit the schedule of medical students, this program requires forty-eight (48) units of credit.

- Twelve (12) units transferred from standard medicine course work.
- Thirty-six (36) additional units taken throughout the four years of medical school.



CORE REQUIREMENTS (36)

First year: 16 units

Fall Quarter:

RELE 588 Philosophical Ethics (4)

Winter Quarter:

RELE 548 Christian Social Ethics (4)

Spring Quarter:

RELE 577 Theological Ethics (4)

Summer Quarter:

RELE 589 Biblical Ethics (4)

Note: No LLU School of Medicine classes are scheduled for the Summer Quarter at the end of the first year; thus a student may take up to three of the required courses, if offered, during the Summer Quarter.

Second year: 16 units

Fall Quarter:

RELG 504 Research Methods (4)

Winter Quarter:

RELE 554 Clinical Ethics Practicum I (4)

Spring Quarter:

RELE 555 Clinical Ethics Practicum II (4)

Summer Quarter:

RELE 524 Christian Bioethics (4)

Third and fourth years: 4 units

In addition to the preceding 32 units, students will select 4 units from one of the following electives:

RELF 617 Seminar in Religion and the Sciences (4)

RELR 584 Culture, Psychology, and Religion (4)

RELG 697 Independent Research (4)

BIOMEDICAL AND CLINICAL ETHICS/ ADVANCED PRACTICE NURSING

MARK F. CARR, 1997. Program Coordinator, Biomedical and Clinical Ethics
Associate Professor of Religion
M.Div. Andrews University 1990
Ph.D. University of Virginia 1998
Christian Ethics

LOIS VAN CLEVE, Associate Dean, Graduate Program in Nursing
Professor of Nursing
M.S. Loma Linda University GS 1964
Ph.D. Claremont Graduate University 1985
Ethics in Nursing

The M.A./M.S. combined-degrees program in biomedical and clinical ethics and in advanced practice nursing is designed to facilitate more efficient completion of two graduate degrees for students with strong interest in both nursing and ethics. Students who complete this program will be prepared to make significant, interdisciplinary contributions to both fields. Students are required to gain separate acceptance into the M.A. degree program in biomedical and clinical ethics and into the M.S. degree program in advanced practice nursing.

FACULTY

The faculty for the combined-degrees program in biomedical and clinical ethics and in advanced practice nursing is drawn from Loma Linda University's Faculty of Religion and School of Nursing.

BIOMEDICAL AND CLINICAL ETHICS—Master of Arts
with
ADVANCED PRACTICE NURSING—Master of Science

Course requirements

Students in this 80-unit combined-degrees program will complete all of the requirements for both degrees with greater efficiency by taking a number of courses that fulfill requirements for both degrees and by careful selection of elective courses. Approval for the selective courses should be sought from the students' advisers for both degrees.

BIOMEDICAL AND CLINICAL ETHICS—

M.A. CURRICULUM (35 units)

RELG 504	Research Methods	(4)
RELE 554	Clinical Ethics Practicum I	(4)
RELE 555	Clinical Ethics Practicum II	(4)
RELE 577	Theological Ethics	(4)
RELE 588	Philosophical Ethics	(4)
RELE 589	Biblical Ethics	(4)
RELE 524	Christian Bioethics	(4)
RELE 548	Christian Social Ethics	(4)
	Electives from religion or ethics	(3)

ADVANCED PRACTICE NURSING—
M.S. CURRICULUM (45 units of nursing)

Growing Family or
Adult and Aging Family

NRSG 516	Advanced Practice Role Development	(2)
NRSG 508	Nursing in Community Systems	(2)
NRSG 604	Nursing in Family Systems	(3)
NRSG 515	Health Policy: Issues and Process	(2)
NRSG 544	Teaching and Learning Theory	(3)
NRSG 547	Management: Principles and Practices	(3)
PHSL 533	Physiology I	(4)
STAT 514	Intermediate Statistics for Health-Science Data	(3)
NRSG 681	Research Methods I	(3)
NRSG 682	Research Methods II	(2)
*NRSG 546	Curriculum Development in Higher Education	(3)
NRSG 651	Advanced Physical Assessment	(3)

Advanced Practice Nursing

*NRSG 645	Growing Family I	(4)
*NRSG 646	Growing Family II	(4)
*NRSG 617	Clinical Practicum: Growing Family	(4)
	or	
*NRSG 624	The Adult and Aging Family I	(4)
*NRSG 626	The Adult and Aging Family II	(4)
*NRSG 628	Clinical Practicum: Adult and Aging Family	(4)

BIOMEDICAL AND CLINICAL ETHICS/ SOCIAL POLICY AND SOCIAL RESEARCH

MARK F. CARR, 1997. Program Coordinator, Biomedical and Clinical Ethics
Associate Professor of Religion
M.Div. Andrews University 1990
Ph.D. University of Virginia 1998
Christian Ethics

ROBERT GARDNER, Doctoral Degree Program Coordinator, Department of Social Work
Professor of Social Work
Ph.D. University of Utah 1977
Program Assessment

The purpose of this M.A./Ph.D. combined-degrees program in biomedical and clinical ethics and in social policy and social research is to facilitate more efficient completion of two graduate degrees for students with strong interests in both bioethics and social policy. Students who complete this combined program will be prepared to make significant, interdisciplinary contributions to the field of social policy and ethics. Individuals working in the area of social policy must be able to undertake and publish research on social problems. This requires the ability to apply ethical theory to real-world policy scenarios. Graduates will be able to provide leadership to the social policy arena by conducting interdisciplinary research on various issues and agendas which have significant moral implications. Participants in the combined program will utilize the important resource networks within the University (ethics, social sciences, health professions) and those organizations and persons working on solutions to social problems.

FACULTY

The faculty for the combined-degrees program in biomedical and clinical ethics and in social policy and social research is drawn from the Faculty of Religion and from the Department of Social Work, Loma Linda University Graduate School.

BIOMEDICAL AND CLINICAL ETHICS—Master of Arts
with
SOCIAL POLICY AND SOCIAL RESEARCH—Doctor of Philosophy
Course requirements

To enter the proposed program, students must gain separate acceptance to both graduate programs. Students complete all the core requirements for each degree and complete approved electives for both degrees by taking course work in bioethics and social policy, authorized by their respective advisers in both programs. To the extent possible, research projects in both programs focus on the interface of ethics and social policy. All other degree requirements, such as comprehensive examinations and theses or papers, are to be completed as prescribed in the two programs.

ETHICS CORE (48 units)

RELG 504	Research Methods	(4)
RELE 554	Clinical Ethics Practicum I	(4)
RELE 555	Clinical Ethics Practicum II	(4)
RELE 577	Theological Ethics	(4)
RELE 588	Philosophical Ethics	(4)
RELE 589	Biblical Ethics	(4)
RELE 524	Christian Bioethics	(4)
RELE 548	Christian Social Ethics	(4)

Social policy core courses that apply:

SPOL 614	Social Science Concepts and Theories	(4)
SPOL 615	Economic Theory and Social Policy	(4)
SPOL 624	Nature/Society Thought and Social Policy	(4)
SPOL 654	Qualitative Research Methods	(4)
TOTAL UNITS		48

SOCIAL POLICY AND SOCIAL RESEARCH CORE (105)
Social Science

SPOL 614	Social Science Concepts and Theories	(4)
SPOL 615	Economic Theory and Social Policy	(4)
SPOL 624	Nature/Society Thought and Social Policy	(4)

Social Policy

SOWK 683	Advanced Policy Analysis	(3)
Two courses in a selected area of social policy specialization		(6)

Research

SPOL 654	Qualitative Research Methods	(4)
SPOL 655	Quantitative Research Methods	(4)
PSYC 501	Advanced Statistics I	(4)
PSYC 502	Advanced Statistics II	(4)
PSYC 503	Advanced Multivariate Statistics	(4)
SPOL 664	Applied Research for Social Policy	(2)
SPOL 665	Information Technology and Social Policy	(2)
SPOL 671, 672, 673	Research Orientation I, II, III	(2, 2, 2)
SPOL 681, 682, 683	Research Seminar I, II, III	(2, 2, 2)

Dissertation

SPOL 697	Research	(24)
SPOL 699	Dissertation	(12)

Bioethics core courses for transfer credit (all are available) (12)

TOTAL UNITS 105

TOTAL UNITS FOR JOINT PROGRAM 137

(105 + 48 - 16 = 137 units)

CLINICAL MINISTRY/MARITAL AND FAMILY THERAPY

SIROJ SORAJJAKOOL, 1999. Program Coordinator, Clinical Ministry
 Associate Professor of Religion
 M.A. Andrews University 1987
 M.A.T. S. Claremont School of Theology 1998
 Ph.D. Claremont School of Theology 1999
Religion and Psychology, Counseling

MARY E. MOLINE, 1998. Chair, Department of Counseling and Family Sciences
 Coordinator, Marital and Family Therapy M.S. Degree Program
 Professor of Counseling and Family Sciences
 M.P.H. Loma Linda University PH [SH] 1975
 Dr.H.Sc. Loma Linda University PH [SH] 1975
 M.S. Loma Linda University GS 1976
 Ph.D. Brigham Young University 1979
Marital and family therapy, family studies, family theory, treatment of couples, group process, group therapy, and legal and ethical issues

The combined Master of Arts degree program in clinical ministry and Master of Science degree program in marital and family therapy (MFAM) have many common subject areas, such as the spiritual and clinical emphasis in caring for the whole person. The joining of the two degree programs provides the student with the added Christian counseling skills needed to minister to many spiritual and mental health problems. The MFAM degree also prepares the student for a clinical license. Licensure allows the student in the M.A./M.S. combined-degrees program more options for practice, including private practice. The students' ability to provide more services to the community—in addition to the traditional areas of practice, such as hospitals, churches, and schools—is increased.

The primary objectives of the combined-degrees program in clinical ministry and marital and family therapy are to:

1. Produce skilled professionals in clinical ministry and marital and family therapy in a family clinical ministry track.
2. Expose students to the currently available content material in the fields of clinical ministry and marital and family therapy.
3. Provide for supervised field and clinical training that will give students the opportunities to apply and integrate theoretical knowledge toward the development of clinical ministry and family therapy skills and competencies.
4. Provide activities by which students can develop the personal and professional maturity required to identify with the spiritual preventive and curative aspects of clinical ministry and marital and family therapy.

The family clinical ministry track provides the basis for doctoral work in mental health and religious studies. Outstanding students are encouraged to explore possibilities for further studies.

FACULTY

The faculty for the combined-degrees program in clinical ministry and marital and family therapy is drawn from the Faculty of Religion and from the Department of Counseling and Family Sciences, Loma Linda University Graduate School.

**CLINICAL MINISTRY–Master of Arts
with
MARITAL AND FAMILY THERAPY–Master of Science**

Course requirements

In order to receive the Master of Arts in clinical ministry and the Master of Science in marital and family therapy degrees from Loma Linda University, the student will complete a minimum of 102 units of course work as specified, with an overall grade point average of B or better, with no grade lower than C and with no grade in a core course lower than a B-. The required curriculum is as follows:

CORE REQUIREMENTS (102)

FIRST YEAR

Post-Summer Session (intensive)

MFAM 535	Case-Presentation and Professional Seminar	(4)
TOTAL UNITS		4

Fall Quarter

MFAM 515	Crisis-Intervention Counseling	(3)
MFAM 551	Family Therapy: Theory and Practice I	(3)
MFAM 556	Psychopathology and Diagnostic Procedures I	(3)
MFAM 614	Laws and Ethics	(3)
FMST 514	Cross-Cultural Counseling and Family Values	(2)
TOTAL UNITS		14

Winter Quarter

MFAM 536	Case-Presentation Seminar	(2)
MFAM 534A	Clinical Training (50 hours)	
MFAM 547	Social Ecology of Individual and Family Development	(3)
MFAM 553	Family Systems Theory	(3)
MFAM 644	Child Abuse and Family Violence	(3)
TOTAL UNITS		11

Spring Quarter

MFAM 501	Research Tools and Methodology I	(3)
MFAM 534A	Clinical Training (50 hours)	
MFAM 537	Case-Presentation Seminar	(2)
MFAM 564	Family Therapy: Theory and Practice II	(3)
MFAM 584	Treatment of Child and Adolescent Problems	(3)
TOTAL UNITS		11

Summer Quarter

MFAM 568	Group Process Theory and Procedures: Theories in Marital and Family Therapy	(3)
MFAM 534B	Clinical Training (100 hours)	
RELR 584	Culture, Psychology, and Religion	(3)
TOTAL UNITS		6

SECOND YEAR

Fall Quarter

MFAM 502	Research Tools and Methodology II	(3)
MFAM 552	Couples Therapy: Theory and Practice	(3)
MFAM 634A	Advanced Clinical Training (50 hours)	__
TOTAL UNITS		6

Winter Quarter

MFAM 524	Psychopharmacology and Medical Issues	(3)
MFAM 624	Individual and Systems Assessment	(3)
MFAM 634A	Advanced Clinical Training (50 hours)	
RELR 568	Care of the Dying and Bereaved	(3)
RELR 565	Introduction to Pastoral Theology and Methodology	(3)
TOTAL UNITS		12

Spring Quarter

MFAM 545	Gender Perspectives	(2)
MFAM 634A	Advanced Clinical Training (50 hours)	
MFAM 669	Human Sexual Behavior	(3)
MFAM __	Required Modality Elective	(2)
RELR 567	Introduction to Pastoral Counseling	(3)
TOTAL UNITS		10

THIRD YEAR

Fall Quarter

MFAM 634A	Advanced Clinical Training (50 hours)	
MFAM 635	Case-Presentation Seminar	(2)
RELE 524	Christian Bioethics	(3)
RELR 564	Religion, Marriage, and the Family	(4)
TOTAL UNITS		9

Winter Quarter

MFAM 634A	Advanced Clinical Training (50 hours)	
MFAM 636	Case-Presentation Seminar	(2)
MFAM 638	Family Therapy and Chemical Abuse	(3)
RELR 574	Introduction to Preaching	(3)
RELF 558	Old Testament Thought	(3)
TOTAL UNITS		11

Spring Quarter

MFAM 634A	Advanced Clinical Training (50 hours)	
MFAM 637	Case-Presentation Seminar	(2)
RELF 557	Theology of Human Suffering	(3)
RELF 559	New Testament Thought	(3)
TOTAL UNITS		8

Course descriptions

For course descriptions in clinical ministry, see pages 23-27, 38 of this BULLETIN. For course descriptions in marital and family therapy, see the Graduate School BULLETIN.

Certificate Programs

BIOMEDICAL AND CLINICAL ETHICS

CERTIFICATE PROGRAM OPTION

The Biomedical and Clinical Ethics Certificate Program option is available for those students who are not interested in completing the full M.A. degree program at this time. Students must complete 24 units of course work. There are no additional requirements.

Required courses

RELE 524	Christian Bioethics	(4)
RELE 554	Clinical Ethics Practicum I	(4)
RELE 555	Clinical Ethics Practicum II	(4)
SUBTOTAL		12

Any three of the following four:

RELE 548	Christian Social Ethics	(4)
RELE 577	Theological Ethics	(4)
RELE 588	Philosophical Ethics	(4)
RELE 589	Biblical Ethics	(4)
TOTAL UNITS REQUIRED		24

CLINICAL MINISTRY

CERTIFICATE PROGRAM OPTION

The Clinical Ministry Certificate Program option is available for those students who are not interested in completing the full M.A. degree program at this time. Students must complete the following course work:

Required courses

RELR 565	Introduction to Pastoral Theology and Methodology	(3-4)
RELR 567	Introduction to Pastoral Counseling	(3-4)
RELR 568	Care of the Dying and Bereaved	(3-4)
RELR 584	Culture, Psychology, and Religion	(3-4)
RELF 557	Theology of Human Suffering	(3-4)
RELE 524	Christian Bioethics	(3-4)
MFAM 515	Crisis-Intervention Counseling	(3)
RELG 695	Clinical Internship	(0)

CLINICAL INTERNSHIP

The program recommends that the clinical internship requirement—four hundred hours of clinical internship (RELG 695)—be satisfied through one quarter of Clinical Pastoral Education (CPE).

Fulfilling required units

The twenty-two required units are to be satisfactorily completed by taking all of the above courses. One of the above courses must be taken for four units.



Centers

The instructional, research, and service emphases of the Faculty of Religion are forwarded through the activities of the Center for Christian Bioethics and the Center for Spiritual Life and Wholeness. These centers act as a resource not only for this academic community, but also for the Seventh-day Adventist world church, as well as for the biomedical ethics and health communities at large.



CENTER FOR CHRISTIAN BIOETHICS

MARK F. CARR, 1997. Theological Co-Director
 Associate Professor of Religion
 M.Div. Andrews University 1990
 Ph.D. University of Virginia 1998
Christian Ethics

ADMINISTRATIVE COMMITTEE

Jack W. Provonsha, M.D., Ph.D., Founding Chair
 Gerald R. Winslow, Ph.D., Chair
 Brian S. Bull, M.D., Vice Chair
 B. Lyn Behrens, M.B., B.S.
 Mark F. Carr, Ph.D.
 Garry J. FitzGerald, M.D.
 Richard H. Hart, M.D., Dr.P.H.
 Joyce W. Hopp, Ph.D.
 Odette Johnson, B.A.
 Patricia K. Johnston, Dr.P.H.
 V. Leroy Leggitt, D.D.S.
 W. Barton Rippon, Ph.D.
 Carolyn Thompson, R.N.
 Lois Van Cleve, Ph.D.

PURPOSE

The mission of the Center for Christian Bioethics is to enhance education, research, and service in Christian biomedical ethics and related fields at Loma Linda University; to contribute through scholarly activities to the discipline; and to serve as a resource for the community at large and the Seventh-day Adventist world church in the field of biomedical ethics.

SERVICES

- Monthly medical ethics grand rounds
- Bioethics seminars
- Jack W. Provonsha Lectureship
- Annual ethics conference
- Carolyn and Ralph Thompson Library
- Consultation

PUBLICATIONS

- *Update* newsletter
- *Abortion: Ethical Issues and Options*
- *The New Relatedness for Man and Woman in Christ: A Mirror of the Divine*
- *Remnant and Republic: Adventist Themes for Personal and Social Ethics*
- *Choosing Who's To Live*
- *What Is A Person?*
- *War No More: Options in Nuclear Ethics*

WEB SITE ADDRESS

- Center for Christian Bioethics
<http://www.llu.edu/llu/bioethics/>



CENTER FOR SPIRITUAL LIFE AND WHOLENESS

LOUIS VENDEN, 1996. Director

Professor of Religion

M.A. Potomac University 1958

M.Div. Andrews University 1966

Ph.D. Princeton Theological Seminary 1979

Theology and Ministry

WIL ALEXANDER, 1973. Emeritus Director

Professor, Department of Family Medicine

Emeritus Professor of Religion

M.A. Andrews University 1957

Ph.D. Michigan State University 1962

M.Th. Edinburgh University 1966

Theology and Clinical Ministry

CARLA G. GOBER, 1997. Associate Director

Assistant Professor of Religion

M.P.H. Loma Linda University PH 1985

M.S. Loma Linda University GS 1994

Clinical Ministry

RESEARCH ASSOCIATE

Siroj Sorajjakool, Ph.D.

CLINICAL ASSOCIATES

Kathy E. McMillan, R.N., M.A.

James Greek, D.Min.

ADMINISTRATIVE COMMITTEE

Gerald R. Winslow, Ph.D., Chair

Louis Venden, Ph.D., Vice Chair

Wil Alexander, Ph.D.

Lisa M. Beardsley, Ph.D.

B. Lyn Behrens, M.B., B.S.

Brian S. Bull, M.D.

Karen L. Gaio, M.D.

Carla G. Gober, M.P.H., M.S.

T. Milford Harrison, J.D.

Joyce W. Hopp, Ph.D.

Michael Jackson, M.P.H.

Patricia K. Johnston, Dr. P.H.

Fred Kasischke, D.Min.

Helen E. King, Ph.D.

Ralph W. Perrin, Dr.P.H.

W. Barton Rippon, Ph.D.

Siroj Sorajjakool, Ph.D.

PURPOSE

The Center for Spiritual Life and Wholeness was established in 1998 to foster and nurture spiritual life and wholeness in health scientists, health care professionals, their families, their students, and their patients. The Center also supports research exploring the multiple innerweaving connections in the healing, health, wholeness, and restoration of broken and ill human beings.

SERVICES

- Consultation
- Conferences
- Grand rounds
- Clinical rounds
- Clinical rotations with medical and clinical ministry students
- Innerweave Learning Center


RESEARCH AND PUBLICATIONS

- Theoretical model for Christian witness in the clinical setting
- Wholeness inventory in the university setting
- *Innerweave* newsletter
- Bi-monthly column in *Today*—“Innerweave: The Wholeness Story”
- Richard Rice’s monographs, “A Theology of Healing” and “A Theology of Witnessing”

WEB SITE ADDRESS

- Center for Spiritual Life and Wholeness
<http://www.llu.edu/llu/wholeness/>







IV

THE FACULTY

Full-Time Faculty

Emeritus Faculty

Associate Faculty

The Faculty

FULL-TIME FACULTY



GERALD R. WINSLOW, 1993. Dean
Professor of Religion
M.A. Andrews University 1968
Ph.D. Graduate Theological Union 1979
Christian Ethics



DAVID L. TAYLOR, 1995. Associate Dean
Professor of Religion
M.A. Andrews University 1961
D.Min. Vanderbilt University 1977
American Religious History and Theology



IVAN T. BLAZEN, 1993. Professor of Religion
M.A. Andrews University 1958
M.Div. Andrews University 1962
Ph.D. Princeton Theological Seminary 1979
Biblical Interpretation and Theology



MARK F. CARR, 1997. Theological Co-Director, Center for Christian Bioethics;
Program Coordinator, Biomedical and Clinical Ethics
Associate Professor of Religion
M.Div. Andrews University 1990
Ph.D. University of Virginia 1998
Christian Ethics



CARLA G. GOBER, 1997. Associate Director, Center for Spiritual Life and Wholeness
Assistant Professor of Religion
M.P.H. Loma Linda University PH 1985
M.S. Loma Linda University GS 1994
Clinical Ministry



DAVID R. LARSON, 1974. Professor of Religion
D.Min. Claremont School of Theology 1973
Ph.D. Claremont Graduate University 1982
Christian Ethics, Theological and Philosophical Ethics, Biomedical Ethics



JOHNNY RAMÍREZ-JOHNSON, 1994. Professor of Religion
 M.A. Andrews University 1979
 M.Ed. Harvard University 1988
 Ed.D. Harvard University 1993
Theology, Psychology, and Culture



RICHARD RICE, 1998. Program Coordinator, Religion and the Sciences
 Professor of Religion
 M.Div. Andrews University 1969
 M.A. University of Chicago Divinity School 1972
 Ph.D. University of Chicago Divinity School 1974
Theology and Philosophy of Religion



SIROJ SORAJJAKOOL, 1999. Program Coordinator, Clinical Ministry;
 Research Associate, Center for Spiritual Life and Wholeness
 Associate Professor of Religion
 M.A. Andrews University 1987
 M.A.T.S. Claremont School of Theology 1998
 Ph.D. Claremont School of Theology 1999
Religion and Psychology, Counseling



LOUIS VENDEN, 1996. Director, Center for Spiritual Life and Wholeness
 Professor of Religion
 M.A. Potomac University 1958
 M.Div. Andrews University 1966
 Ph.D. Princeton Theological Seminary 1979
Theology and Ministry



JAMES W. WALTERS, 1980. Professor of Religion
 M.Div. Andrews University 1970
 M.A. Claremont Graduate University 1979
 Ph.D. Claremont Graduate University 1979
Christian Ethics, Theological and Philosophical Ethics, Biomedical Ethics


EMERITUS FACULTY

- WIL ALEXANDER, 1973. Professor, Department of Family Medicine
Emeritus Director, Center for Spiritual Life and Wholeness
Emeritus Professor of Religion
M.A. Andrews University 1957
Ph.D. Michigan State University 1962
M.Th. Edinburgh University 1966
- DALTON D. BALDWIN, 1963. Emeritus Professor of Theology and Philosophy of Religion
M.Th. Princeton Theological Seminary 1963
Ph.D. Claremont Graduate University 1975
- A. GRAHAM MAXWELL, 1961. Emeritus Professor of New Testament
Ph.D. University of Chicago Divinity School 1959
- JACK W. PROVONSHA, 1958. Emeritus Professor of Philosophy of Religion and Christian Ethics
M.D. Loma Linda University SM 1953
Ph.D. Claremont Graduate University 1967

ASSOCIATE FACULTY

- D. LEIGH AVELING, Adjunct Assistant Professor of Religion
M.A. Loma Linda University GS 1988
M.A. United States International University 1991
D.Min. Claremont School of Theology 1996
Clinical Ministry
- LISA M. BEARDSLEY, Assistant Professor of Religion
B.Th. SDA Theological Seminary, Far East 1980
M.P.H. Loma Linda University PH 1983
Ph.D. University of Hawaii 1989
Christian Ministry
- MERLIN D. BURT, Assistant Professor of Religion
M.Div. Andrews University 1989
American Religious History
- CLYDE P. CASSIMY, Adjunct Assistant Professor of Religion
M.Div. Andrews University 1978
D.Min. Vanderbilt University 1981
Clinical Pastoral Education, Advanced Level
Pastoral Theology and Pastoral Counseling
- LARRY D. CHRISTOFFEL, Adjunct Assistant Professor of Religion
M.Div. Andrews University 1967
Christian Theology
- JAMES GREEK, Adjunct Assistant Professor of Religion
Clinical Associate, Center for Spiritual Life and Wholeness
M.Div. Andrews University 1975
D.Min. Fuller Theological Seminary 1985
Clinical Ministry
- FRED C. KASISCHKE, Assistant Professor of Religion
M.Div. Andrews University 1970
D.Min. Fuller Theological Seminary 1988
Clinical Ministry and Theology
- HENRY H. LAMBERTON, Associate Professor of Religion
M.Div. Andrews University 1974
Psy.D. Fuller Theological Seminary 1992
Clinical Ministry

- WILLIAM A. LOVELESS, Adjunct Professor of Religion
M.A. Andrews University 1953
Ed.D. University of Maryland 1964
Christian Ministry
- LYNN J. MARTELL, Assistant Professor of Religion
M.A., M.Div. Andrews University 1967
D.Min. McCormick Theological Seminary 1990
Christian Ministry
- LESLIE N. POLLARD, Associate Professor of Religion
M.Div. Andrews University 1983
D. Min. Claremont School of Theology 1992
Biblical Studies
- RANDALL L. ROBERTS, Adjunct Associate Professor of Religion
M.Div. Andrews University 1985
M.A. United States International University 1991
D.Min. Fuller Theological Seminary 1996
Theology and Ministry
- RANDALL SKORETZ, Adjunct Assistant Professor of Religion
M.Div. Andrews University 1983
D. Min. Claremont School of Theology 1996
Christian Theology and Ethics
- GRAHAM D. STACEY, Adjunct Assistant Professor of Religion
M.S. Loma Linda University GS 1986
M.A. Loma Linda University GS 1996
M.A. Loma Linda University GS 1998
Ph.D. Loma Linda University GS 1999
Christian Ministry
- TERRY R. SWENSON, Assistant Professor of Religion
M. Div. Andrews University 1987
Christian Ministry
- BERNARD A. TAYLOR, Adjunct Professor of Religion
M.A. Andrews University 1979
M.Phil. Hebrew Union College 1987
Ph.D. Hebrew Union College 1989
Biblical Studies and Theology
- CHARLES W. TEEL, JR., Adjunct Professor of Religion
M.A. Andrews University 1965
M.Th. Harvard University 1970
Ph.D. Boston University 1972
Christian Ethics, Christian Social Ethics, Sociology of Religion
- HVETH B. WILLIAMS, Adjunct Assistant Professor of Religion
M.Div. Andrews University 1989
D.Min. Boston University 1998
Christian Ministry
- JOHN B. WONG, Adjunct Associate Professor of Religion
M.A. Fuller Theological Seminary
Westminster Theological Seminary 1996
M.D. Loma Linda University SM 1960
J.D. Western State University,
Western Sierra Law School 1990
Ph.D. Fuller Theological Seminary 1998
Theology and Ethics





V

THE DIRECTORY

Officers of the Board of Trustees

Board of Trustees

University Administration

Accreditation Status

Accrediting Agencies

The University Libraries

Campus and Area Maps and Legends

Index

To Communicate with LLU

by Telephone, FAX, Web Site, Mail, or Email

UNIVERSITY BOARD AND ADMINISTRATION

OFFICERS OF THE BOARD OF TRUSTEES

Lowell C. Cooper, M.Div., M.P.H.	Chair
B. Lyn Behrens, M.B., B.S.	First Vice Chair
Don C. Schneider, M.A.	Second Vice Chair
Brian S. Bull, M.D.	Secretary

BOARD OF TRUSTEES

CAROL EASLEY ALLEN	GWEN W. FOSTER	LEROY A. REESE
DONALD R. AMMON	RICHARD H. HART	CALVIN B. ROCK*
LORNE BABIUK	HAROLD LEE	DON C. SCHNEIDER
MATTHEW BEDIAKO	CARLTON LOFGREN	MAX A. TREVINO
B. LYN BEHRENS	THOMAS J. MOSTERT, JR.	DOUGLAS WELEBIR
DENNIS N. CARLSON	JAN PAULSEN	NEAL C. WILSON*
LOWELL C. COOPER	TED L. RAMIREZ	PATRICK Y. WONG
T. GRACE EMORI*	HUMBERTO M. RASI	TOM ZAPARA
CELESTE FERGUSON	ROBERT L. RAWSON	

UNIVERSITY ADMINISTRATION

B. Lyn Behrens, M.B., B.S.	President	
Richard H. Hart, M.D., DR.P.H.	CEO, Chancellor	
Donald G. Pursley, D.B.A.	CFO, Treasurer	Financial Affairs
Lisa M. Beardsley, PH.D., M.P.H.	Vice Chancellor	Academic Affairs
J. Lynn Martell, D.MIN.	Vice Chancellor	Advancement
Verlon Strauss, CPA	Vice Chancellor	Financial Affairs/Compliance Officer
W. Augustus Cheatham, M.S.W.	Vice Chancellor	Public Affairs
Barry L. Taylor, PH.D.	Vice Chancellor	Research Affairs
C. Joan Coggin, M.D., M.P.H.	Special Assistant to the Chancellor	Global Outreach
Leslie N. Pollard, D.MIN.	Special Assistant to the Chancellor	Diversity
Gerald R. Winslow, PH.D.	Special Assistant to the Chancellor	Spiritual Life and Wholeness
Brian S. Bull, M.D.	Dean	School of Medicine
Charles J. Goodacre, D.D.S., M.S.D.	Dean	School of Dentistry
Joyce W. Hopp, PH.D. M.P.H.	Dean	School of Allied Health Professions
Patricia K. Johnston, DR.P.H., M.S., RD	Dean	School of Public Health
Helen E. King, PH.D., RN	Dean	School of Nursing
W. Barton Rippon, PH.D.	Dean	Graduate School; School of Pharmacy
Gerald R. Winslow, PH.D.	Dean	Faculty of Religion
Ralph W. Perrin, DR.P.H.	Dean	Student Affairs

*emeritus

ACCREDITATION STATUS

THE UNIVERSITY

Founded as College of Evangelists 1905-06. Chartered as College of Medical Evangelists by the state of California December 13, 1909. Accredited by Northwest Association of Secondary and Higher Schools April 7, 1937. Accredited by WASC (Western Association of Schools and Colleges) (prior to January 1962, Western College Association) February 24, 1960. Became Loma Linda University July 1, 1961. Professional curricula started and approved as indicated.

THE GRADUATE SCHOOL: Started in 1954. Accredited through University accreditation.

THE PROFESSIONS

CLINICAL LABORATORY SCIENCE (FORMERLY: MEDICAL TECHNOLOGY): Started in 1937. Approved by the Council on Medical Education of the American Medical Association since August 28, 1937. Currently approved by the Commission on Accreditation of Allied Health Education Programs in collaboration with the National Accrediting Agency for Clinical Laboratory Sciences.

CYTOTECHNOLOGY: Started in 1982. Initial approval by the Commission on Accreditation of Allied Health Education Programs in collaboration with the Cytotechnology Programs Review Committee January 20, 1983.

DENTAL HYGIENE: Started in 1959. Approved by the Commission on Dental Accreditation of the American Dental Association since September 7, 1961.

DENTISTRY: Started in 1953. Approved by the Commission on Dental Accreditation of the American Dental Association since May 23, 1957.

DIAGNOSTIC MEDICAL SONOGRAPHY: Started in 1976 as diagnostic medical sonography. Approved by the Joint Review Committee on Education in Diagnostic Medical Sonography October 24, 1985.

DIETETIC TECHNOLOGY: Started in 1988. The Dietetics Technology Program is currently granted accreditation by the Commission on Accreditation for Dietetics Education of the American Dietetics Association April 25, 1988.

EMERGENCY MEDICAL CARE: Started in 1993 as a baccalaureate degree program for paramedics, respiratory therapists, and other allied health professionals desiring education, science, or management credentials in emergency medical services.

ENDODONTICS: Started in 1967. Approved by the Commission on Dental Accreditation of the American Dental Association since December 1969.

HEALTH INFORMATION MANAGEMENT: Started as medical record administration in 1963. Approved by the Council on Medical Education of the American Medical Association since December 1, 1963. Currently approved by the Commission on Accreditation of Allied Health Education Programs in collaboration with the American Health Information Management Association.

MEDICAL RADIOGRAPHY: Started in 1941 as radiological technology. Approved by the Council on Medical Education of the American Medical Association November 19, 1944. Currently approved by the Joint Review Committee on Education in Radiologic Technology and the California State Department of Health Services.

MEDICINE: Started in 1909. Approved by the Association of American Medical Colleges and the Council on Medical Education of the American Medical Association since November 16, 1922.

NUCLEAR MEDICINE: Started in 1970. Approved by the Council on Medical Education of the American Medical Association June 23, 1973. Currently approved by the Joint Review Committee on Educational Programs in Nuclear Medicine Technology.

NURSING: Hospital school started at Loma Linda in 1905. Hospital school added at Los Angeles in 1924. Collegiate program in nursing organized in 1948. Accredited by the National Nursing Accrediting Service December 10, 1951, with approval continuing under the National League for Nursing until 2001. Initial 1917 approval of the California State Board of Health extended until college program approved July 1, 1952, by the California Board of Registered Nursing. California Board of Registered Nursing approval since 1952. Public health nursing preparation recognized in 1959. School accredited by the Commission on Collegiate Nursing Education (CCNE) since 1999.

NUTRITION AND DIETETICS: Started in 1922 as a certificate program; baccalaureate degree conferred 1932-54; graduate program offered since 1954. Internship program continuously approved by The American Dietetic Association from 1957 through 1974; reestablishment of baccalaureate degree program authorized October 1971. Since 1974 the Coordinated Program in Dietetics has been granted accreditation by the Commission on Accreditation for Dietetics Education of the American Dietetics Association.

OCCUPATIONAL THERAPY: Started in 1959. Initial approval by the Council on Medical Education of the American Medical Association June 10, 1960. Full approval March 30, 1962. Currently approved by the Accreditation Council for Occupational Therapy Education.

OCCUPATIONAL THERAPY ASSISTANT: Started in 1988. Approved by the Commission on Accreditation of Allied Health Education Programs in collaboration with The American Occupational Therapy Association (AOTA) April 13, 1989. Currently accredited by the Accreditation Council for Occupational Therapy Education of the AOTA.

ORAL AND MAXILLOFACIAL SURGERY: Started in 1978. Approved by the Commission on Dental Accreditation of the American Dental Association since 1981.

ORTHODONTICS AND DENTOFACIAL ORTHOPEDICS: Started in 1960. Approved by the Commission on Dental Accreditation of the American Dental Association since May 1965.

PEDIATRIC DENTISTRY: Started in 1993. Approved by the Commission on Dental Accreditation of the American Dental Association since December 1972.

PERIODONTICS: Started in 1979. Approved by the Commission on Dental Accreditation of the American Dental Association since December 1972.

PHLEBOTOMY: Started in 1994. Accredited/approved April 1997 both by the California Department of Health, Laboratory Field Services and by the National Accrediting Agency for Clinical Laboratory Science (NAACLS); with continuing state approval, reaccredited April 2001 by NAACLS.

PHYSICAL THERAPIST ASSISTANT: Started in 1989. Approved by the American Physical Therapy Association April 4, 1990.

PHYSICAL THERAPY: Started in 1941. Initial approval by the Council on Medical Education of the American Medical Association June 6, 1942. Currently approved by the American Physical Therapy Association.

PHYSICIAN ASSISTANT: Started in 2000. Provisional accreditation granted October 20, 2000, by the Commission on Accreditation of Allied Health Education Programs (CAAHEP). Accredited March 2002 by the Accreditation Review Commission on Education for the Physician Assistant, Inc. (ARC-PA). (Effective January 1, 2001, CAAHEP was succeeded by ARC-PA).

PROSTHODONTICS: Started in 1993. Approved by the Commission on Dental Accreditation of the American Dental Association since February 1995.

PUBLIC HEALTH: Started in 1948; reorganized in 1964. Approved by the American Public Health Association June 23, 1967. Currently approved by the Council on Education for Public Health.

RADIATION THERAPY: Approved by the Council on Medical Education of the American Medical Association December 1, 1974. Currently approved by the Joint Review Committee on Education in Radiologic Technology.

RESPIRATORY CARE: Started in 1971. Initial approval by the Council on Medical Education of the American Medical Association September 1972. Full approval June 1973. Currently approved by the Commission on Accreditation of Allied Health Education Programs in collaboration with the Joint Committee on Accreditation for Respiratory Care Education.

SPEECH-LANGUAGE PATHOLOGY AND AUDIOLOGY: Approved by the American Speech-Language-Hearing Association June 1, 1991.

ACCREDITING AGENCIES

THE UNIVERSITY

Loma Linda University is accredited by WASC.

Accrediting Commission for Senior Colleges and Universities of the Western Association of Schools and Colleges
985 Atlantic Avenue, Suite 100
Alameda, CA 94501
Phone: 510 / 748-9001
FAX: 510 / 748-9797
Web site: www.wascweb.org
Email: wascsr@wascsenior.org

WASC is an institutional accrediting agency recognized by the U.S. Secretary of Education and the Commission on Recognition of Postsecondary Accreditation.

In addition to WASC, the following agencies accredit specific University schools or programs*:

GRADUATE SCHOOL

Drug and Alcohol Counseling

California Association of Alcoholism and Drug Abuse Counselors (CAADAC)
3400 Bradshaw Road, Suite A5
Sacramento, CA 95827
Phone: 916 / 368-9412
FAX: 916 / 368-9424
Web site: www.caadac.org
Email: caadac@jps.net

Marital and Family Therapy

Commission on Accreditation for Marriage and Family Therapy Education of the American Association for Marriage and Family Therapy
1133 15th Street, NW, Suite 300
Washington, DC 20005-2710
Phone: 202 / 467-5111 or 452-0109
FAX: 202 / 223-2329
Web site: www.aamft.org
Email: coamfte@aamft.org

Psychology

American Psychological Association
750 First Street N. E.
Washington, DC 20002-4242
Phone: 202 / 336-5500
FAX: 202 / 336-5978
Web site: www.apa.org
Email: education@apa.org

Social Work

Council on Social Work Education
Division of Standards and Accreditation
1600 Duke Street, Suite 500
Alexandria, Virginia 22314-3457
Phone: 703 / 683-8080
FAX: 703 / 683-8099
Web site: www.cswe.org
Email: info@cswe.org

Speech-Language Pathology

Speech-Language Pathology
Educational Standards Board
American Speech-Language-Hearing
Association
10801 Rockville Pike
Rockville, MD 20852
Phone: 301 / 897-5700
FAX: 301 / 571-0457
Web site: www.asha.org
Email: accreditation@asha.org

**SCHOOL OF ALLIED HEALTH
PROFESSIONS****Cardiopulmonary Sciences****Respiratory Care**

Committee on Accreditation for Respiratory Care
1248 Harwood Road
Bedford, TX 76021-4244
Phone: 800 / 874-5615 or 817 / 283-2835
FAX: 817 / 354-8519 or 817 / 252-0773
Web site: www.coarc.com
Email: richwalker@coarc.com

Physician Assistant

Accreditation Review Commission on Education for the
Physician Assistant (ARC-PA)
Medical Education Department 1R6
1000 North Oak Avenue
Marshfield, WI 54449-5778
Phone: 715 / 389-3785
FAX: 715 / 387-5163
Web site: www.arc-pa.org
Email: mccartyj@mfldclin.edu

Clinical Laboratory Science**Phlebotomy Certificate**

National Accrediting Agency for Clinical Laboratory
Sciences (NAACLS)
8410 West Bryn Mawr Avenue, Suite 670
Chicago, IL 60631-3415
Phone: 773 / 714-8880
FAX: 773 / 714-8886
Web site: www.naacls.org
Email: naaclsinfo@naacls.org

Clinical Laboratory Science**(formerly Medical Technology)**

National Accrediting Agency for Clinical Laboratory
Sciences (NAACLS)
8410 West Bryn Mawr Avenue, Suite 670
Chicago, IL 60631-3415
Phone: 773 / 714-8880
FAX: 773 / 714-8886
Web site: www.naacls.org
Email: naaclsinfo@naacls.org

Cytotechnology

Commission on Accreditation of Allied Health
Education Programs (CAAHEP)
35 East Wacker Drive, Suite 1970
Chicago, IL 60601-2208
Phone: 312 / 553-9355
FAX: 312 / 553-9616
Web site: www.caahep.org
Email: caahep@caahep.org

Health Information Management**Health Information Administration**

Commission on Accreditation of Allied Health
Education Programs (CAAHEP)
35 East Wacker Drive, Suite 1970
Chicago, IL 60601-2208
Phone: 312 / 553-9355
FAX: 312 / 553-9616
Web site: www.caahep.org
Email: caahep@caahep.org

Nutrition and Dietetics**Dietetic Technician Program—A.S.****Nutrition and Dietetics Program—B.S.**

Commission on Accreditation for
Dietetics Education (CADE)
The American Dietetic Association
216 West Jackson Boulevard, 7th floor
Chicago, IL 60606-6995
Phone: 800 / 877-1600
FAX: 312 / 899-4899 or 899-4817
Web site: www.eatright.org/cade
Email: education@eatright.org

Occupational Therapy

The Accreditation Council for Occupational
Therapy Education (ACOTE)
American Occupational Therapy Association, Inc.
(AOTA)
P.O. Box 31220
Bethesda, MD 20824-1220
Phone: 301 / 652-2682
or toll free 800 / 377-8555
FAX: 301 / 652-7711
Web site: www.aota.org
Email: accred@aota.org

Physical Therapy

Commission on Accreditation in Physical
Therapy Education
American Physical Therapy Association
(APTA)
1111 North Fairfax Street
Alexandria, VA 22314
Phone: 703 / 706-3245
FAX: 703 / 838-8910
Web site: www.apta.org
Email: see Web site

Radiation Technology

Medical Radiography—A.S.

Radiation Therapy Technology—certificate

Joint Review Committee on Education in
Radiologic Technology
20 North Wacker Drive, Suite 900
Chicago, IL 60606-2901
Phone: 312 / 704-5300
FAX: 312 / 704-5304
Web site: www.jrcert.org

[Diagnostic] Medical Sonography—certificate

Commission on Accreditation of Allied Health
Education Programs (CAAHEP)
35 East Wacker Drive, Suite 1970
Chicago, IL 60601-2208
Web site: www.caahep.org
Email: sharonworthing@coarc.com

Joint Review Committee on Education in
Diagnostic Medical Sonography (JRCE-DMS)
1248 Harwood Road
Bedford, TX 76021-4244
Phone: 817 / 685-6629
FAX: 817 / 354-8519
Web site: www.jrcdms.org
Email: sharonworthing@coarc.com

Nuclear Medicine Technology—Certificate

California Department of Health Services
Radiologic Health Branch
P. O. Box 942732
Sacramento, CA 94234-7320
Phone: 916/322-5096
FAX: 916/324-3610
Web site: www.csrt.org
Email: RKubiak@dhs.ca.gov

Speech-Language Pathology and Audiology

American Speech-Language-Hearing
Association
10801 Rockville Pike
Rockville, MD 20852
Phone: 301 / 897-5700
FAX: 301 / 571-0481
Web site: www.asha.org
Email: accreditation@asha.org

SCHOOL OF DENTISTRY

Commission on Dental Accreditation
of the American Dental Association
211 East Chicago Avenue
Chicago, IL 60611
Phone: 800 / 621-8099
FAX: 312 / 440-2915
Web site: www.ada.org
Email: licarif@ada.org

SCHOOL OF MEDICINE

Liaison Committee on Medical Education
Association of American Medical Colleges
2450 N Street NW
Washington, DC 30037
Phone: 202 / 828-0596
FAX: 202 / 828-1125
Web Sites: www.lcme.org; www.aame.org
Email: lcme@aame.org

SCHOOL OF NURSING

Board of Registered Nursing
1170 Durfee Avenue, Suite G
South El Monte, CA 91733
Phone: 626 / 575-7080
FAX: 626 / 575-7090
Web Site: www.rn.ca.gov

Commission on Collegiate Nursing Education
(CCNE)

One Dupont Circle NW, Suite 530
Washington, DC 20036-1120
Phone: 202 / 887-6791
FAX: 202 / 887-8476
Web Site: www.aacn.nche.edu/accreditation

SCHOOL OF PUBLIC HEALTH

Council on Education for Public Health
800 Eye St. NW, Suite 202
Washington, DC 20001-1397
Phone: 202 / 789-1050
FAX: 202 / 789-1895
Web site: www.ceph.org
Email: jconklin@ceph.org

Health Promotion and Education

Certified Health Education Specialist (CHES)

National Commission for Health Education
Credentialing, Inc.
944 Marcon Boulevard, Suite 310
Allentown, PA 18109
Phone: toll free 888 / 624-3248 or 673-5445
FAX: 800 / 813-0727
Web site: www.nchec.org
Email: nchec@fast.net

Environmental and Occupational Health

Registered Environmental Health Specialist

State of California
Environmental Health Specialist
Registration Program
601 North 7th Street, MS 396
P.O. Box 942732
Sacramento, CA 94234-7320
Phone: 916 / 324-8819
FAX: 916 / 323-9869
Web site: www.dhs.ca.gov
or www.dhs.cahwnet.gov
Email: rhook1@dhs.ca.gov

Nutrition

Commission on Accreditation for
Dietetics Education (CADE)
The American Dietetic Association
216 West Jackson Boulevard, 7th floor
Chicago, IL 60606-6995
Phone: 800 / 877-1600
FAX: 312 / 899-4899
Web site: www.eatright.org/cade
Email: education@eatright.org

*All entry-level degrees are accredited by their respective professional accrediting associations.

THE UNIVERSITY LIBRARIES

Major library resources

Four major library resources on campus support the University's academic programs. These are:

- the Del E. Webb Memorial Library,
- the Jorgensen Learning Resources Center,
- the Jesse Medical Library and Information Center, and
- the Veterans Administration Library Services.

In addition to these facilities, specialized libraries are located in various medical and school departments on campus.

Central library

The Del E. Webb Memorial Library is the central library of Loma Linda University. Its historical roots go back to 1907, when a small library collection was started in a room of the old Loma Linda Sanitarium. In 1953 the growing collection was moved to its own building on the Loma Linda campus. Then in 1981, a new library building was built from a grant by the Del E. Webb Foundation, giving the library a total floor space of 87,670 square feet. This structure now houses the main library, while the old structure is now shared between the Department of Archives and Special Collections and the bound retrospective journals. As of June 2001, the library has a total collection of 410,807 books, bound and current journals/periodicals, and media items (197,303 books; 125,577 bound journals, 1,420 current periodical subscriptions, 349 nonsubscription periodicals; and 84,158 media items).

Library mission

The mission of the Library is to stimulate and support the information needs of the University's instructional, research, and service programs. To this end the Library provides a full range of information support services, including, but not limited to, reference, circulation, reserve, access to the internet, and hundreds of online databases, e.g., full-text, automatic, selective dissemination of information (SDI) services; database end-user training programs; library orientations; interlibrary loans; photocopy and pull services; a microcomputer laboratory; a learning service resource center; class-integrated library instruction programs; and services that support distance education and University outreach programs.

Worldwide access

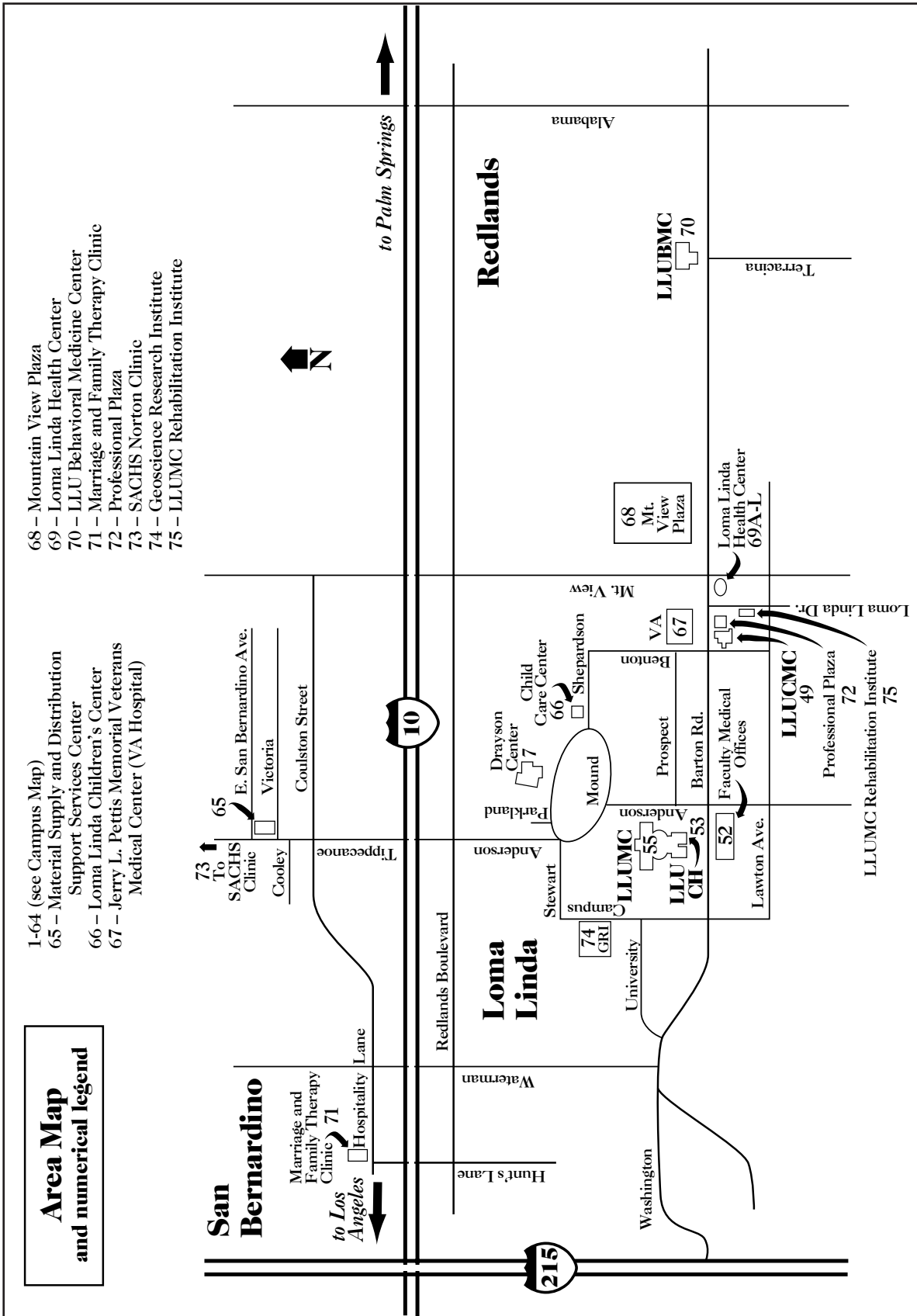
The Library provides access to other collections worldwide using internet technologies. It also participates in a number of national and regional networks. One of these is the National Network of the Libraries of Medicine, founded by the National Library of Medicine. This structure is divided into eight regional sections, one of which is the Pacific Southwest Region. The Del E. Webb Memorial Library belongs to this region and is the designated medical resource library for San Bernardino and Riverside counties. Local library cooperatives include the IEALC (Inland Empire Academic Library Cooperative) and SIR-CULS (San Bernardino, Inyo, Riverside Counties United Library Services). Membership in these cooperatives gives our students, faculty, and staff access to the collections of these libraries. Archives and special collections

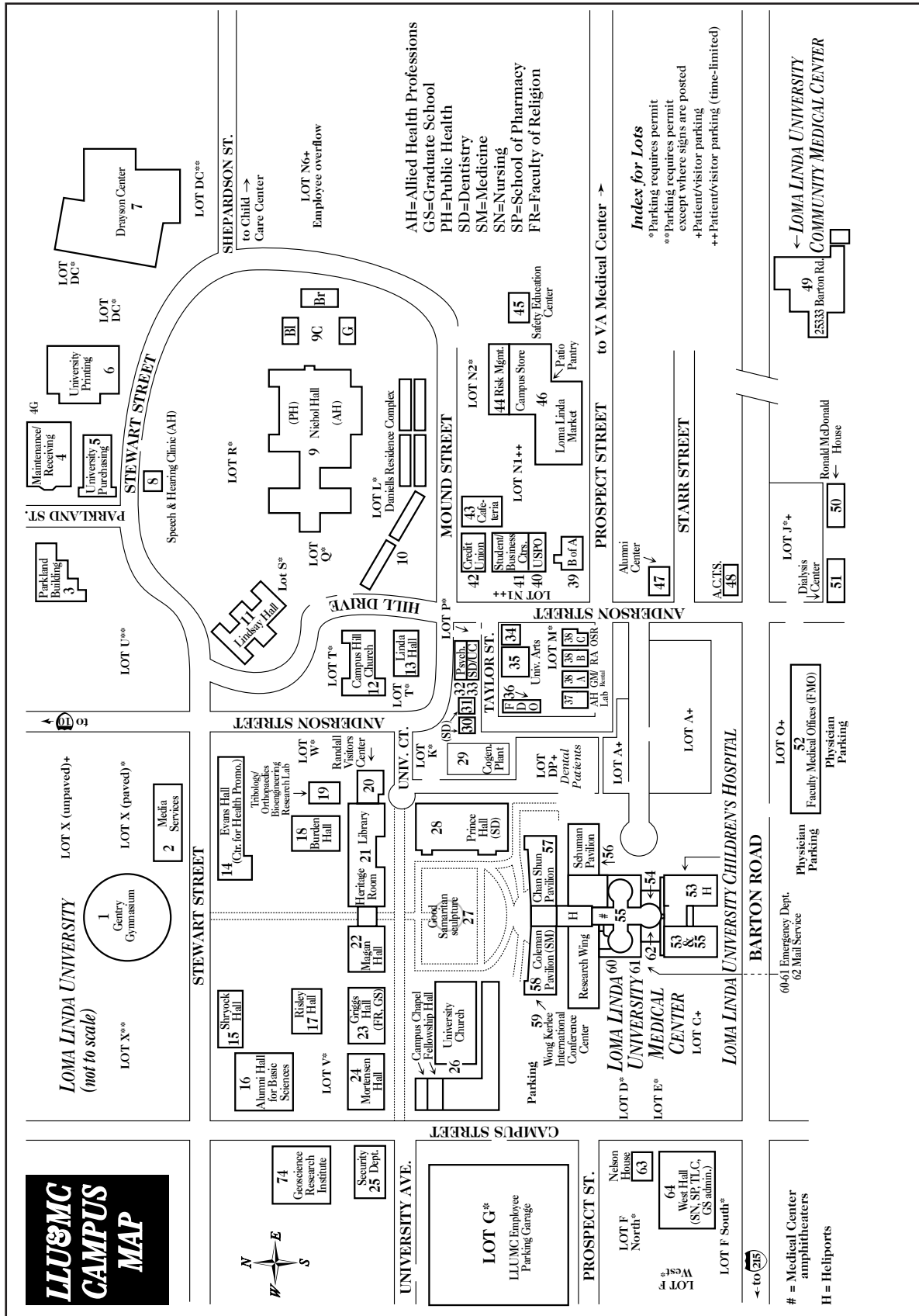
Archives and special collections

The Department of Archives and Special Collections is the central repository of information on the history of Loma Linda University, the health sciences, and major collections on Adventism. In addition to print materials which include rare books, theses, and dissertations, there are microforms, sound recordings, and several thousand photographs. Searchable digitized indexes for various document files are also available via the Library's web site. The collection also includes 14,000 linear feet of archival materials, which include papers of various denominational and University officials, as well as the congressional papers of the Honorable Jerry and Shirley Pettis.

ELLEN G. WHITE ESTATE LOMA LINDA BRANCH OFFICE

Also located in the Library is a branch office of the Ellen G. White Estate. It contains 60,000 typewritten pages of Ellen G. White's letters and manuscripts; 4,600 of her published articles; and several different files of materials pertaining to various aspects of her life and ministry. A computerized concordance to her published writings is available to researchers. A link to a bibliography of the different variant editions of her works is available on the Library's home page.





LLUMC CAMPUS MAP



UNIVERSITY AVE.

LOT G*
LLUMC Employee
Parking Garage

PROSPECT ST.

LOT F North*
Nelson House 63
LOT F South*
Wise Hall (SN, SP, TC, GS admin.) 64

= Medical Center amphitheaters
H = Heliports

LOMA LINDA UNIVERSITY
(not to scale)

LOT X**
1 Gentry Gymnasium

LOT X (unpaved)*
LOT Y (paved)*
2 Media Services

LOT V*

16 Alumni Hall for Basic Sciences
15 Shryock Hall
17 Riskley Hall
18 Burden Hall
19 Evans Hall (Ctr. for Health Promo.) Tribology/Orthopedics/Bioengineering Research Lab
20 Randall Visitors Center
21 Heritage Room
22 Magen Hall
23 Griggs Hall (FR, GS)
24 Mortensen Hall

LOT W*

25 Security Dept.
26 University Church
27 Samaritan sculpture
28 Prince Hall (SD)
29 Cogen Plant

LOT A*

30-34 Taylor St. (SD) (Sch. Bldg.)
35 Univ. Arts
36-38 Univ. Arts
39 B of A
40 USPO
41 Ctrs.
42 Credit Union
43 Student Business Center
44 Risk Mgmt.
45 Campus Store
46 Loma Linda Market
47 Alumni Center
48 A.C.T.S.
49 25333 Barton Rd. (Ronald McDonald House)

LOT O+

50
51
52 Faculty Medical Offices (FMO) Physician Parking

LOT U**

3 Parkland Building
4 Maintenance/Receiving
5 University Purchasing
6 University Printing
7 Drayson Center
8 Speech & Hearing Clinic (AH)

LOT R*

9 Nichol Hall (AH)
10 Daniels Residence Complex
11 Lindy Hall
12 Campus Hall
13 Linda Hall

LOT N1++

44 Risk Mgmt.
45 Campus Store
46 Loma Linda Market
47 Alumni Center
48 A.C.T.S.
49 25333 Barton Rd. (Ronald McDonald House)

LOT M*

37-38 Univ. Arts
39 B of A
40 USPO
41 Ctrs.
42 Credit Union
43 Student Business Center
44 Risk Mgmt.
45 Campus Store
46 Loma Linda Market
47 Alumni Center
48 A.C.T.S.
49 25333 Barton Rd. (Ronald McDonald House)

LOT J*+

50
51
52 Faculty Medical Offices (FMO) Physician Parking

LOT DC**

3 Parkland Building
4 Maintenance/Receiving
5 University Purchasing
6 University Printing
7 Drayson Center
8 Speech & Hearing Clinic (AH)

LOT Q*

9 Nichol Hall (AH)
10 Daniels Residence Complex
11 Lindy Hall
12 Campus Hall
13 Linda Hall

LOT N2*

44 Risk Mgmt.
45 Campus Store
46 Loma Linda Market
47 Alumni Center
48 A.C.T.S.
49 25333 Barton Rd. (Ronald McDonald House)

LOT P*

37-38 Univ. Arts
39 B of A
40 USPO
41 Ctrs.
42 Credit Union
43 Student Business Center
44 Risk Mgmt.
45 Campus Store
46 Loma Linda Market
47 Alumni Center
48 A.C.T.S.
49 25333 Barton Rd. (Ronald McDonald House)

LOT I*

50
51
52 Faculty Medical Offices (FMO) Physician Parking

LOT DC**

3 Parkland Building
4 Maintenance/Receiving
5 University Purchasing
6 University Printing
7 Drayson Center
8 Speech & Hearing Clinic (AH)

LOT R*

9 Nichol Hall (AH)
10 Daniels Residence Complex
11 Lindy Hall
12 Campus Hall
13 Linda Hall

LOT N1++

44 Risk Mgmt.
45 Campus Store
46 Loma Linda Market
47 Alumni Center
48 A.C.T.S.
49 25333 Barton Rd. (Ronald McDonald House)

LOT M*

37-38 Univ. Arts
39 B of A
40 USPO
41 Ctrs.
42 Credit Union
43 Student Business Center
44 Risk Mgmt.
45 Campus Store
46 Loma Linda Market
47 Alumni Center
48 A.C.T.S.
49 25333 Barton Rd. (Ronald McDonald House)

LOT J*+

50
51
52 Faculty Medical Offices (FMO) Physician Parking

LOT DC**

3 Parkland Building
4 Maintenance/Receiving
5 University Purchasing
6 University Printing
7 Drayson Center
8 Speech & Hearing Clinic (AH)

LOT R*

9 Nichol Hall (AH)
10 Daniels Residence Complex
11 Lindy Hall
12 Campus Hall
13 Linda Hall

LOT N1++

44 Risk Mgmt.
45 Campus Store
46 Loma Linda Market
47 Alumni Center
48 A.C.T.S.
49 25333 Barton Rd. (Ronald McDonald House)

LOT M*

37-38 Univ. Arts
39 B of A
40 USPO
41 Ctrs.
42 Credit Union
43 Student Business Center
44 Risk Mgmt.
45 Campus Store
46 Loma Linda Market
47 Alumni Center
48 A.C.T.S.
49 25333 Barton Rd. (Ronald McDonald House)

LOT J*+

50
51
52 Faculty Medical Offices (FMO) Physician Parking

LOT DC**

3 Parkland Building
4 Maintenance/Receiving
5 University Purchasing
6 University Printing
7 Drayson Center
8 Speech & Hearing Clinic (AH)

LOT R*

9 Nichol Hall (AH)
10 Daniels Residence Complex
11 Lindy Hall
12 Campus Hall
13 Linda Hall

LOT N1++

44 Risk Mgmt.
45 Campus Store
46 Loma Linda Market
47 Alumni Center
48 A.C.T.S.
49 25333 Barton Rd. (Ronald McDonald House)

LOT M*

37-38 Univ. Arts
39 B of A
40 USPO
41 Ctrs.
42 Credit Union
43 Student Business Center
44 Risk Mgmt.
45 Campus Store
46 Loma Linda Market
47 Alumni Center
48 A.C.T.S.
49 25333 Barton Rd. (Ronald McDonald House)

LOT J*+

50
51
52 Faculty Medical Offices (FMO) Physician Parking

LOT DC**

3 Parkland Building
4 Maintenance/Receiving
5 University Purchasing
6 University Printing
7 Drayson Center
8 Speech & Hearing Clinic (AH)

LOT R*

9 Nichol Hall (AH)
10 Daniels Residence Complex
11 Lindy Hall
12 Campus Hall
13 Linda Hall

LOT N1++

44 Risk Mgmt.
45 Campus Store
46 Loma Linda Market
47 Alumni Center
48 A.C.T.S.
49 25333 Barton Rd. (Ronald McDonald House)

LOT M*

37-38 Univ. Arts
39 B of A
40 USPO
41 Ctrs.
42 Credit Union
43 Student Business Center
44 Risk Mgmt.
45 Campus Store
46 Loma Linda Market
47 Alumni Center
48 A.C.T.S.
49 25333 Barton Rd. (Ronald McDonald House)

LOT J*+

50
51
52 Faculty Medical Offices (FMO) Physician Parking

LOT DC**

3 Parkland Building
4 Maintenance/Receiving
5 University Purchasing
6 University Printing
7 Drayson Center
8 Speech & Hearing Clinic (AH)

LOT R*

9 Nichol Hall (AH)
10 Daniels Residence Complex
11 Lindy Hall
12 Campus Hall
13 Linda Hall

LOT N1++

44 Risk Mgmt.
45 Campus Store
46 Loma Linda Market
47 Alumni Center
48 A.C.T.S.
49 25333 Barton Rd. (Ronald McDonald House)

LOT M*

37-38 Univ. Arts
39 B of A
40 USPO
41 Ctrs.
42 Credit Union
43 Student Business Center
44 Risk Mgmt.
45 Campus Store
46 Loma Linda Market
47 Alumni Center
48 A.C.T.S.
49 25333 Barton Rd. (Ronald McDonald House)

LOT J*+

50
51
52 Faculty Medical Offices (FMO) Physician Parking

LOT DC**

3 Parkland Building
4 Maintenance/Receiving
5 University Purchasing
6 University Printing
7 Drayson Center
8 Speech & Hearing Clinic (AH)

LOT R*

9 Nichol Hall (AH)
10 Daniels Residence Complex
11 Lindy Hall
12 Campus Hall
13 Linda Hall

LOT N1++

44 Risk Mgmt.
45 Campus Store
46 Loma Linda Market
47 Alumni Center
48 A.C.T.S.
49 25333 Barton Rd. (Ronald McDonald House)

LOT M*

37-38 Univ. Arts
39 B of A
40 USPO
41 Ctrs.
42 Credit Union
43 Student Business Center
44 Risk Mgmt.
45 Campus Store
46 Loma Linda Market
47 Alumni Center
48 A.C.T.S.
49 25333 Barton Rd. (Ronald McDonald House)

LOT J*+

50
51
52 Faculty Medical Offices (FMO) Physician Parking

Key to abbreviations and symbols
(See also key to Schools on Campus Map)

- X = Nearest cross street
> = See Area Map
LLUAHSC = Loma Linda University
Adventist Health Sciences Center
LLU = Loma Linda University
LLUBMC = Behavioral Medicine Center
LLUCH = Children's Hospital
LLUCMC = Community Medical Center
LLUMC = Medical Center

Campus Map (numerical)

1. Century Gymnasium
2. Media Services (University, MC)
3. Housekeeping (University); Radiation / Hazardous Materials Safety
4. Campus Engineering (maintenance shops); Lock and Key; Campus Receiving (University); 4G=Garage buildings
5. Purchasing (University); Campus Engineering (machine shop)
6. University Printing Services and Design Department; Construction; Architectural Services; Warehouse
7. Dayson Center: volleyball/basketball gym, intramurals, tennis, badminton, racketball, cardio and weight rooms, aerobics studios, tracks, pools, arts and crafts; chaplain's office; Superfield; Student Union; Student Association
8. Speech and Hearing Clinic (AH)
9. Nichol Hall: School of Public Health, Centers for Health Research and for Health and Development; School of Allied Health Professions; 9C = Corridges; #60 ("Blue")—Marketing and Retention (AH); #70 ("Brown")—OT Field Work Office (AH); #80 ("Green")—SIMS, Center for Health and Development (PH)
10. Daniels Residence Complex (men; graduate women)
11. Lindsay Hall (women's residence)
12. Campus Hill SDA Church
13. Linda Hall (Campus Hill SDA Church)
14. Evans Hall: Center for Health Promotion; Cutler Amphitheater; Student Health Service
15. Shryock Hall: Anatomy; Embryology Museum
16. Alumni Hall for Basic Sciences: Microbiology; Pathology; Courville Museum (pathology)
17. Risley Hall: Physiology; Pharmacology; Kellogg Amphitheater
18. Burden Hall: Academic Publications, room B14; University Relations; Physical therapy lab (AH)
19. Orthopaedic and bioengineering research labs; Department of Natural Sciences—Ecological Physiology / Marine Biology research labs

20. Randall Visitors Center; Amphitheater; Jorgensen Learning Center
21. University Library, Del E. Webb Memorial; Main library; Ellen G. White Estate Loma Linda Branch Office; Heritage Room; Micro-Systems Support
22. Magna Hall: Administration, LOMA LINDA UNIVERSITY; Faculty Records, Gift Records; Vice chancellors for academic affairs, advancement, public affairs; Special assistants to the chancellor—diversity, global outreach
23. Griggs Hall: Faculty of Religion; Graduate School Departments of Biology, Geology, Marital and Family Therapy, and Social Work
24. Mortensen Hall: Biochemistry; Center for Molecular Biology and Gene Therapy
25. Campus Security; Rideshare
26. University Church; Fellowship Hall; Campus Chapel
27. Good Samaritan sculpture
28. Prince Hall: School of Dentistry
29. Cogeneration Plant (power plant)
30. Advanced Periodontics Education; Dentistry faculty endodontics*
31. Educational Support Services (SD)
32. Central Building; Psychology (GS)
33. Center for Dental Research; Administrative Information Systems (University), room 208
34. Carlson Wagonlit Travel—University Travel
35. University Ars: Human Resource Management (personnel, payroll, benefits, employee training and orientation); Purchasing (MC); Advanced Life Support Education; Dentistry*
36. Faculty Dental Offices*
37. Occupational therapy lab (AH)
- 38A. Grants Management (postaward, University); LLU Foundation Rental Office
- 38B. Research affairs, vice chancellor for
- 38C. Office of Sponsored Research (preaward)
39. Bank of America
40. U. S. Post Office
41. Upper level: Business Center; Accounting; Foundation; Lower level: Student Services Center—Student Affairs (student life, international student services, off-campus housing, dean of students); Financial Aid; Student Finance / Accounting; Loan Collections; University Records; Administrative Information Systems (University) (room 115)
42. La Loma Credit Union
43. Campus Cafeteria
44. Risk Management
45. Safety Education Center
46. Campus Store (bookstore, camera shop, Apple computer sales and service); Loma Linda Market (Campus Pharmacy, bakery, natural foods); Pato Pantry
47. Alumni Center: Alumni offices; Staff Development; Planned Giving; General Conference liaison
48. A.C.T.S. (emergency relief)
49. LLU COMMUNITY MEDICAL CENTER; Urgent Care

50. Ronald McDonald House
51. University Kidney Center (dialysis)
52. Faculty Medical Offices (FMO*) and SM
53. LLU CHILDREN'S HOSPITAL; Heliport; H South; Cafeteria; Central Computing (MC)—room B737, room B724
54. Proton Treatment Center
55. LLU MEDICAL CENTER: School of Medicine; Heliport; H North; Lost and Found, B404; Cafeteria; Amphitheaters; Lobby-1506; A512; Transplantation Institute
56. Schuman Pavilion: International Heart Institute
57. Chan Shun Pavilion: Cancer Research Institute
58. Coleman Pavilion: School of Medicine; Medical Affairs (LLUAHSC); Center for Christian Bioethics; Center for Spiritual Life and Wholeness, special assistant to the chancellor—spiritual life and wholeness; Employee health and immunizations, 2nd floor (room 21019)
59. Wong Kerlee International Conference Center
- 60-61. Emergency Department, LLUMC
62. Mail Service (University, MC)
63. Nelson House: Decision Support Services (MC)
64. West Hall: Schools of Nursing and Pharmacy; Graduate School administration; Teaching Learning Center

Area Map (numerical)

65. Material Supply and Distribution Support Services Center (Receiving, Mercantile, etc.) (MC); 1269 E., San Bernardino Ave., SB (X Tipppecanoe)
66. Loma Linda Children's Center, 25228 Sheppardson Dr. Hospital, 11201 Benton St. (X Barron Rd.)
67. Veterans Medical Center, Jerry L. Pettis Memorial (VA Hospital), Mountain View Plaza (X Barron Rd.); Diabetes Treatment Center (MC); Osteoporosis Research Center, LLU administrative office; Radiology Medical Group, administrative office; Hospice (MC); LL Medical Supply (MC); Home Care Services (respiratory, family) (MC); Judkins Library (MC); LLUMC Managed Care Finance; Health Care Patient Business Office (FMO billing); Adventist Health Managed Care
69. Loma Linda Health Center ("Cape Cod" buildings), Mountain View Ave. (X Barron Rd.)
A-11306 Providence: LL Community Medical Group*
B-11314 Cambridge: LLU medical staff administration (BMC, CH, CMC, MC); Compliance Department
C-11320 Gloucester: Women's Exercise Fitness Center
D-11326 Worcester: Special Projects (MC); Physician Referral and Circle of Care
E-11332 Westerly: Medical*
F-11354 Walden: Medical*
G-11360 Hartford: LLU Cancer Institute: Cancer Data Center; Administration; Clinical oncology research
H-11346 Concord: Marketing (MC); Medical*
I-11368 Springfield: LLU Cancer Institute: Region 5 Cancer Surveillance Program; Pharmaceutical research

- J-11374 Dover: Psychiatry and Behavioral Medicine (SM)
- K-11382 Danbury: Loma Linda Health Pharmacy; Dental*
- L-11340 Bridgeport: LLU Cancer Institute; Cancer Information

69-72. Counseling and chemical dependency treatment centers (students, employees):

69. G-11360 Hartford, Suite A: Employee Assistance Program services (MC); Medical faculty*
- J-11374 Dover: Student psychological counseling services (MC); Medical faculty*
70. LLU BEHAVIORAL MEDICINE CENTER, 1710 Barron Road (X Terracina Blvd.); Crisis hotline; Partial hospitalization (days only); Inpatient Marriage and Family Therapy Clinic, 164 W. Hospitality Lane., Suite 15; (X Hunt's Lane in SB)
71. Professional Plaza, 25455 Barron Frontage Rd. (X Loma Linda Drive; X Benton St.); Neurosurgery Clinic (MC), Suite 108A; Loma Linda Pharmacy; MC / SM teaching, administrative; LLU/LLUMC Occupational Health (work-related health/injury) Suite 106A; dental*/medical*
73. SACHS: Norton clinic (E. 3rd Street off Tipppecanoe)
74. Geoscience Research Institute (of the General Conference of Seventh-day Adventists) (Ortner Building)
75. (East Campus) LLUMC: Rehabilitation Institute; Out-patient physical therapy; Orthopaedic research, Tribology laboratory

Campus and area maps (alphabetical) with map numbers

- Academic Publications, 18 (room B14)
Accounting (University) 41; Student finance, 41
A.C.T.S. (emergency relief), 48
Administration, campus business, 41
Administration, LOMA LINDA UNIVERSITY, 22
Admissions, see Schools-9, 23, 28, 58, 64
Advancement, Office of, 22
Aid, student, 41
Allied Health Professions, School of, 9
Alumni Associations: Allied Health Professions, 9; Dentistry, 47; Medicine, 47; Nursing, 64; Public Health, 9
Alumni Center, 47
Alumni Hall for Basic Sciences, 16
Amphitheaters: Barnes, 55; A512; Cutler, 14; Macpherson, 55 (lobby-1506); Kellogg, 17; Randall Visitors Center, 20
Anatomy, 15
Architectural Services, 6
Bakery, 46
Bank of America, 39
Basic Sciences, Alumni Hall of (microbiology, pathology), 16
Behavioral Medicine Center, LLU, 70*
* private practice office(s)

Biochemistry, 24
 Bioethics, Center for Christian, 58
 Biology, 23
 Block building, 19
 Bookstore, 46
 Burden Hall, 18
 Business administration, campus, 41
 Cafeterias: Campus, 43; Patrio Pantry, 46; CH, 53; MC, 55
 Camera shop, 46
 Campus Chapel (University Church), 26
 Campus Engineering (maintenance), 4; Machine Shop, 5
 Campus Hill Church, 12
 Campus Pharmacy, 46
 Campus Receiving (University), 4
 Campus Store, 46
 Cancer Research Institute, 57; 69 G / I / L >
 Carlson Wagonlit Travel—University Travel, 34
 Center for Health Promotion, 14
 Centers for: Health Research, Health and Development, 9
 Centers for: Molecular Biology and Gene Therapy, 22 (room 142);
 Musculo-skeletal Disease, 67; Neurosurgery Research/Train-
 ing/Education, 58 (Suite 11113); Perinatal Biology, 55 (A572)
 Central Building, 32
 Chan Shun Pavilion, 57
 Chancellor, LLLU, 22
 Child care center, Loma Linda, 66 >
 Children's Hospital, LLLU, 53
 Cogeneration Plant, 29
 Coleman Pavilion, 58
 Computer sales, 46
 Computing, University: Micro-Systems Support, 21 (room 107)
 Computing, MC: Information Systems, 55 (rooms B724, B757)
 Construction, 6
 Controller, campus, 41
 Cottages, PH/AH, 9C
 Counseling services, 69 G >, 69 J >, 70 >, 71 >, 72 >
 Credit Union, La Loma, 42
 Daniels Residence Complex, 10
 Decision Support Services (MC), 63
 Dean of students, 41
 Dental and orthodontics private practice offices,
 28, 30, 35, 36, 69K >, 72 >
 Dental Research, Center for, 33
 Dentistry, School of, 28
 Design Department (University Printing), 6
 Dialysis center, outpatient, 51
 Diversity, Office of, 22
 Drayson Center, 7
 Educational Support Services (SD), 31
 Ellen G. White Estate Loma Linda Branch Office, 21
 Emergency Department LLUMC, 60-61
 Emergency relief, A.C.T.S., 48
 Employee Assistance Program, 69 G >
 Employee counseling center, 69 G >
 Employee immunizations, 58 (room 21019); employee health
 (workers' compensation), 72 (Suite 106A, Professional Plaza)

Endodontics, dentistry faculty, * 30
 Evans Hall, 14
 Faculty Dental Offices, * 36
 Faculty Medical Offices (FMO* and SM), 52
 Faculty of Religion, 23
 Faculty Records, 22
 Family and child therapy/counseling, 69 G >, 69 J >, 70 >, 71 >, 72 >
 Fellowship Hall (University Church), 26
 Finance, Student, 41
 Finance and Administration, upper 41 (room 1151)
 Financial Affairs and Compliance, Office of, 41 (room 205)
 Financial aid, student, 41
 Fitness/sports/recreation/health center and gym, 7
 Foundation offices, LLLU, 41
 Gene Therapy, LLLU Center for Molecular Biology and, 24
 General Conference representative, 47
 Gentry Gymnasium, 1
 Geology (GS), 23
 Geoscience Research Institute, 74
 Gift Records, 22
 Good Samaritan sculpture, 27
 Graduate School, 23, 32, 64
 Grants: Research Affairs, 38B; Office of Sponsored Research
 (preaward), 38C; Grants Management (postaward), 38A
 Griggs Hall, 23
 HazMat safety, 3
 Health Promotion, Center for, 14
 Health, School of Public, 9
 Health Service, Student, 14; Employee, 58 (room 21019); 69G
 Heart Institute, International, 56
 Heliports, 53 H South—LLUCH; 55 H North—LLUMC
 Heritage Room (University Library), 21
 Housekeeping: University, 3; MC, 55
 Human Resource Management
 (personnel, payroll, benefits, employee training and orienta-
 tion), 35 >
 Information Systems (Central Computing Services) (MC), 53
 (rooms B724, B757)
 Insurance, 44
 International Affairs, Office of, (global outreach), 22
 International Student Services, 41
 Jorgensen Learning Resource Center, 20
 Kidney Center, University (outpatient dialysis), 51
 La Loma Credit Union, 42
 Library, University, 21
 Linda Hall (Campus Hill Church), 13
 Linda Hall (women's residence), 11
 Lock and Key, 4
 Loma Linda Health Center ("Cape Cod" buildings), 69 A-L >
 LOMA LINDA UNIVERSITY ADVENTIST HEALTH
 SCIENCES CENTER (LJUHS), President, 55
 LOMA LINDA UNIVERSITY (LLU), Chancellor, 22
 LLU BEHAVIORAL MEDICINE CENTER, 70 >
 LLU CHILDREN'S HOSPITAL, 53
 LLU COMMUNITY MEDICAL CENTER, 49

LLU MEDICAL CENTER, 55
 Loma Linda Market, 46
 Lost and Found (University, MC), 55, B404
 Machine Shops, campus, 5
 Magan Hall, 22
 Mail Service (University, MC), 62
 Maintenance shops, campus, 4
 Market, Loma Linda, 46
 Marital and Family Therapy (GS), 23
 Marriage and Family Therapy Clinic, LLLU, 71 >
 Media Services, 2
 Medical Affairs (LJUHS), 58
 Medical Center, LLLU, 55
 Medical private practice offices, 52, 54, 55, 56, 68 >, 69 >, 72 >
 Medicine, School of, 58, 55
 Men's residence (Daniells Residence Complex), 10
 Mercantile (MC), 35
 Microbiology, 16
 Micro-Systems Support (MSS), 21 (room 107)
 Molecular Biology, Center for: . . . and Gene Therapy, 24
 Mortensen Hall, 24
 Mountain View Plaza, 68 >
 Museums: Pathology, 16; Embryology, 15
 Natural foods, 46
 Nelson House: Decision Support Services (MC), 63
 News publications office (Scope, TODAY), 18
 Nichol Hall, 9
 Nursing, School of, 64
 Occupational therapy lab (AH), 37
 Office of Sponsored Research (grants, preaward), 38C
 Orthopaedic and Bioengineering Research Lab, 19
 Pathology, 16
 Patrio Pantry, 46
 Payroll, 35
 Periodontics education, advanced, 30
 Personnel, 35
 Pharmacology, 17
 Pharmacies: Campus, 46; CMC, 49; FMO, 52; MC, 55;
 LLJHC, 69 K >; Professional Plaza, 72 (room 111A >)
 Physical plant administration (campus), 4
 Physiology, 17
 Planned Giving, 47
 Post Office, U.S., 40
 Power plant (Cogeneration Plant), 29
 Prince Hall, 28
 Printing Services, University, 6
 Professional Plaza, 72 >
 Proton Treatment Center, 54
 Psychology (GS), 32
 Public Affairs, Office of, 22
 Publications: Academic, 18
 Publications: News / Public relations (University, MC), 18
 Public Health, School of, 9
 Purchasing: MC, 35; University, 5
 Radiation Safety, 3
 Randall Visitors Center, 20
 Receiving: University, 4; MC, 65 >

Records, University student, 41
 Recreation: Drayson Center, Superfield, 7
 Religion, Faculty of, 23
 Rental Office, LLU Foundation, 38A
 Research affairs, vice chancellor for, 38B; see also: 38A, 38C
 Research funding: 38B
 Residences: Lindsay Hall (women), 11;
 Daniels (men; graduate women), 10
 Rideshare, 25
 Risk Management, 44
 Risley Hall, 17
 Ronald McDonald House, 50
 SACHS Norton Clinic, 73
 Safety Education Center, 45
 School, Graduate, 23, 32, 64
 Schools: Allied Health Professions, 9; Dentistry, 28;
 Medicine, 58, 55; Nursing, 64; Pharmacy, 64; Public Health, 9
 Schuman Pavilion, 56
 Security (University, MC), 25
 Service Support Center, 65
 Shryock Hall, 15
 Social Work (GS), 23
 Speech and Hearing Clinic, 8
 Spiritual Life and Wholeness, 22
 Staff Development, 47
 Store, campus, 46
 Student Affairs, Office of, 41
 Student apartments, 10, 41
 Student Finance, 41
 Student Financial Aid, 41; Student aid, 41
 Students for International Mission Service (SIMS), 9C #80
 Student Health Service, 14
 Student Services Center, 41
 Teaching Learning Center, 64
 Trading Post, 18
 Training and orientation, employee, 35
 Transplantation Institute, 35
 Travel, Wagonlit Travel—Carlson University, 34
 University Arts building, 35
 University Church, 26
 University Printing Services (University, MC), 6
 University Records, lower 41
 University Relations, 18
 Urgent Care, 49
 VA Medical Center, Jerry L. Pettis Memorial, 67 >
 Visitors Center, Randall, 20
 Warehouses, 6, 65
 Welfare center (emergency relief), 48
 West Hall, 64
 White (E. G.) Estate Loma Linda Branch Office, 21
 Women's residences: (Lindsay Hall), 11;
 (Daniells Complex, graduate women), 10
 Wong Kerlee International Conference Center, 59
 Workers' compensation, 44, 72

 To update information on maps or legends
 please contact Academic Publications, ext. 4-4525.

INDEX

- Acceptance, 20
 Accreditation status, 69
 Accrediting agencies, 70
 Administration, University, 68
 Admission classifications, 22
 Admission requirements, 21
 Admissions information, 20
 Affirmative action, 12
 Application and acceptance, 20
 Audit of class, 22
 Biomedical and Clinical Ethics/Advanced Practice Nursing, 46
 Biomedical and Clinical Ethics certificate program, 52
 Biomedical and Clinical Ethics, Master of Arts degree, 31
 Biomedical and Clinical Ethics/Medicine (combined degrees program), 44
 Biomedical and Clinical Ethics/ Psychology (combined degrees program), 42
 Biomedical and Clinical Ethics/Social Policy and Social Research (combined degrees program), 48
 Board of Trustees, 68
 Bypassing master's degree, 22
 Calendar, 13
 Center for Christian Bioethics, 55
 Center for Spiritual Life and Wholeness, 57
 Centers, 54
 Certificate programs, 52
 Certificate student, 22
 Change of program or degree, 21
 Clinical Ministry, certificate program, 52
 Clinical Ministry/Marital and Family Therapy (combined degrees program), 50
 Clinical Ministry, Master of Arts degree, 35
 College senior taking graduate course, 22
 Combined-degrees programs, 41
 M.A. in biomedical and clinical ethics / M.D. in medicine, 44
 M.A. in biomedical and clinical ethics / M.S. in advanced practice nursing, 46
 M.A. in biomedical and clinical ethics / Ph.D. in social policy and social research, 48
 M.A. in biomedical and clinical ethics / Psy.D. or Ph.D. in psychology, 42
 M.A. in clinical ministry / M.S. in marital and family therapy, 50
 Concurrent admission, 22
 Courses offered by Faculty of Religion, 23
 E-mail, 82
 English competence, 22
 Exchange visitor, 21
 Faculty of Religion mission statement, 19
 Faculty of Religion, Section II, 17
 Financial resources required for F-1 student, 22
 FAX numbers, on campus, 80
 Foundations, University, 8
 From master's to doctoral degree, 22
 General information, 20
 Grade-point average, admission requirements, 21
 Graduate Record Examination, admission requirements, 21
 History, Faculty of Religion, 19
 History, University, 8
 Immunization and skin test, pre-entrance requirements, 20
 Index, 78
 International students, 21
 Letter from the dean, 18
 Loma Linda University, Section I, 7
 Map, area, 74
 Map, campus, 75
 Maps, legends, 76
 Master's degree programs, 30
 Mission statement, Faculty of Religion, 19
 Mission, University, 9
 Nondegree student, 22
 Nondiscrimination policy, 11
 Officers of the Board of Trustees, 68
 Philosophy, 8
 Philosophy, Faculty of Religion, 19
 Programs and Centers, Section III, 29
 Provisional student, 22
 Reentrance, 21
 Regular student, 22
 Religion and the Sciences, Master of Arts, 39
 Second master's degree, 22
 Section I, Loma Linda University, 7
 Section II, Faculty of Religion, 17
 Section III, Programs and Centers, 29
 Section IV, The Faculty, 61
 Section V, The Directory, 67
 Study load required for F-1 student, 21
 Telephone numbers, on campus, 80
 The Directory, Section V, 67
 The Faculty, Section IV, 61
 To communicate with LLU personnel. . . 80
 Undergraduate G.P.A., 21
 University administration, 68
 University foundations, 8
 University history, 8
 University libraries, 73
 University mission, 9
 University philosophy, 8
 Visa forms, 21
 Web Site addresses, Master's degree programs, 30
 Web Sites, 82
 White (E. G.) Estate Loma Linda Branch Office, 73



TO COMMUNICATE WITH LLU . . .

MAIL: Loma Linda University
11060 Anderson Street
Loma Linda, CA 92350

WORLDWIDE WEB: <http://www.llu.edu>

PHONE:
For information about LLU 1/800-422-4LLU
dialing from Canada 1/800-548-7114

Area Code: 909/

Switchboard: 558-1000, 558-4300

Off-campus PHONE:	On-campus PHONE:		Off-campus FAX:	On-campus FAX:
558-4540	44540	Chancellor	558-0242	80242
558-4787	44787	Diversity	558-0140	80140
558-4510	44510	Student Affairs	558-4879	44879
		Student welfare, housing, visas...		
558-4955	44955	International Student Services	558-4879	44879
558-4520	44520	Student Finance	558-4879	44879
558-4509	44509	Student Financial Aid	558-4879	44879
558-4508	44508	University Records	558-4879	44879
558-8770	88770	Student Health Service	558-0433	80433
558-6028	66028	Student Counseling	558-6090	66090
558-8625	88625	Teaching Learning Center	558-0179	80179
558-6050	66050	Student Assistance Program	558-6051	66051
558-4570	44570	Spiritual Counseling	558-4186	44186
335-4275	34275	Crisis Hotline	1-800-752-5999	
793-9333	34008	Behavioral Medicine Center	558-9262	34262
558-4536	44536	Faculty of Religion	558-4856	44856
558-8434	88434	Dean	558-4856	44856
558-4956	44956	Biomedical and Clinical Ethics	558-0336	80336
558-4956	44956	Center for Christian Bioethics	558-0336	80336
558-8433	88433	Clinical Ministry	558-4856	44856
558-1000	ext. 43983	Center for Spiritual Life and Wholeness	558-0336	80336
558-4536	44536	Religion and the Sciences	558-4856	44856
 The Schools:				
Allied Health Professions				
558-4599	44599	Admissions	558-4291	44291-attn. Admissions
558-4545	44545	Dean	558-4291	44291-attn. Dean
558-4932	44932	Cardiopulmonary Sciences	558-4701	44701-attn. CPSC
558-4966	44966	Clinical Laboratory Science	558-0458	80458-attn. CLSC
558-4976	44976	Health Information Management	558-0404	80404-attn. HLIN
558-4593	44593	Nutrition and Dietetics	558-4291	44291-attn. DTCS
558-4628	44628	Occupational Therapy	558-0239	84239-attn. OCHT
558-4948	44948	Occupational Therapy Assistant	558-0239	84239-attn. OCTA
558-4632	44632	Physical Therapy	558-4291	44291-attn. PHTH
558-4634	44634	Physical Therapist Assistant	558-4291	44291-attn. PAST
558-4931	44931	Radiation Technology	558-4291	44291-attn. RTCH
558-4998	44998	Speech-Language Pathology/Audiology	558-4291	44291-attn. SPPA

Off-campus PHONE:	On-campus PHONE:		Off-campus FAX:	On-campus FAX:
558-4222	1616	Dentistry		
558-4621	44621	Admissions	558-4211	44211
558-4683	44683	Dean	558-0483	80483
558-8624	88624	Advanced Programs	558-0122	80122
558-4601	44601	Dentistry Program	558-4211	44211
558-4631	44631	Dental Hygiene Program	558-0313	80313
558-4669	44669	International Dentist Program	558-0133	80133
558-4790	44790	SD Student Affairs	558-4211	44211
		Graduate		
558-4529	44529	Admissions	558-4859	44859
558-4528	44528	Dean	558-0441	80441
		Medicine		
558-4462	44462	Admissions	558-4146	44146
558-4467	44467	Dean	558-0359	80359
558-4481	44481		558-4146	44146
		Nursing		
558-1000	ext. 44360	Admissions	558-4134	44134
558-4923	44923	Dean	558-0175	80175
558-4517	44517	Graduate	558-0225	80225
558-8061	88061	Undergraduate	558-0719	80719
558-8060	88060	International Nursing	558-0643	80643
558-7122	87122		558-0224	80224
		Pharmacy		
558-4529	44529	Admissions	558-4859	44859
558-4528	44528	Dean	558-0441	80441
		Public Health		
558-4546	44546	Admissions/Academic Records	558-4087	44087
558-4694	44694	Dean	558-4087	44087 attn. Admissions
558-4578	44578	Environmental and Occupational Health	558-4087	44087 attn. Dean
558-8750	88750			
558-8750	44590	Epidemiology and Biostatistics	558-0493	84493 attn. ENVH
558-4573	44573	Health Administration	558-0126	80126 attn. EPDM/STAT
558-4575	44575	Health Promotion and Education	558-0469	80469 attn. HADM
558-4902	44902	International Health	558-0471	80471 attn. HPRO
558-4575	44575	Maternal and Child Health	558-0389	80389 attn. INTH
558-4598	44598	Nutrition	558-0471	80471 attn. MCH
558-4918	44918	Preventive Medicine Residency Program	558-4095	44095 attn. NUTR
			558-0630	80630 attn. PMR

	WEB SITE:	EMAIL:
Student Services	www.llu.edu/ssweb	
Teaching Learning Center	www.llu.edu/llu/tlc	
University Records		registrar@univ.llu.edu
The Faculty of Religion	http://www.llu.edu/llu/fr/	
Coordinator of M.A. in Bio- medical and Clinical Ethics	http://ethics.llu.edu/	mcarr@rel.llu.edu
Coordinator of M.A. in Clinical Ministry	http://ministry.llu.edu/	ssorajjakool@rel.llu.edu
Coordinator of M.A. in Religion and the Sciences	http://www.llu.edu/llu/fr/ma/ index.html	rrice@rel.llu.edu
Center for Christian Bioethics	http://www.llu.edu/llu/bioethics/	hmorrison@ethicscenter.llu.edu
Center for Spiritual Life and Wholeness	http://www.llu.edu/llu/wholeness/	innerweave@som.llu.edu
 <i>The Schools:</i>		
Allied Health Professions	http://www.llu.edu/llu/sahp/	
Admissions		admissions@sahp.llu.edu attn. admissions
Cardiopulmonary Sciences		admissions@sahp.llu.edu attn. CPSC
Clinical Laboratory Science		admissions@sahp.llu.edu attn. CLSC
Health Information Management		admissions@sahp.llu.edu attn. HLIN
Nutrition and Dietetics		admissions@sahp.llu.edu attn. DTCS
Occupational Therapy		admissions@sahp.llu.edu attn.
OCTH		
Physical Therapy		admissions@sahp.llu.edu attn. PHTH
Radiation Technology		admissions@sahp.llu.edu attn. RTCH
Speech-Language Pathology/ Audiology		admissions@sahp.llu.edu attn. SPPA
Dentistry	http://www.llu.edu/llu/dentistry/	DentAO@sd.llu.edu
Admissions	http://www.llu.edu/llu/dentistry/	sDavis@sd.llu.edu
Graduate	http://www.llu.edu/llu/grad/	bripon@univ.llu.edu
Admissions	http://www.llu.edu/llu/grad/	gradschool@univ.llu.edu
Medicine	http://www.llu.edu/llu/medicine/	ledwards@som.llu.edu
Nursing	http://www.llu.edu/llu/nursing/	admissions_sn@sn.llu.edu
Pharmacy	http://www.llu.edu/llu/sps/	pharmacy@univ.llu.edu
Public Health	http://www.llu.edu/llu/sph/	
Recruitment and on-line application for admission and information	http://www.llu.edu/llu/sph/	sphinfo@sph.llu.edu